

Efficient hot water technology

MADE IN GERMANY



Content

4
ELECTRIC INSTANT WATER
HEATERS ARE THE FUTURE

8
DECENTRALISED
IS OPTIMIZED

12
HOW AN ELECTRIC INSTANTANEOUS
WATER HEATER WORKS

16
OUR SERVICE
FOR YOU

112
ARTICLE
OVERVIEW

118
GENERAL TERMS AND CONDITIONS
OF SALE AND DELIVERY



CLAGE GmbH is certified according to:

ISO 9001 : 2015 Quality management

ISO 14001 : 2015 Environmental management

ISO 50001 : 2018 Energy management

Hygiene certificate for the production of instant water heaters

CLAGE has been climate neutral according to Scope 1 and 2 since 2021 through continuous energy saving, use of renewable energies and CO₂ compensation through a certified climate protection project.

18
E-MINI
INSTANTANEOUS WATER HEATER
for washbasins



34
E-COMPACT
INSTANTANEOUS WATER HEATER
for the kitchen



48
E-COMFORT
INSTANTANEOUS WATER HEATER
for shower and bathroom



62
E-MODULE
INSTANTANEOUS WATER
for concealed and smart-integrated installation



74
ELECTRIC STORAGE
WATER HEATER
for washbasins, sinks, shower and bathroom



82
TAPS
AND ACCESSORIES



98
HEAT
INTERFACE UNITS
for single and apartment buildings



E-MINI
INSTANT WATER HEATER

E-COMPACT
INSTANT WATER HEATER

E-COMFORT
INSTANT WATER HEATER

E-MODULE
INSTANT WATER HEATER

ELECTRIC STORAGE
WATER HEATER

TAPS AND
ACCESSORIES


HEAT
INTERFACE UNITS

Electric instant water heaters are the future.

Made in Germany: In 1951, Claus-Holmer Gerdes began selling small instantaneous water heaters under the CLAGE brand. Today we are an owner-managed, medium-sized industrial company in the third generation, still based in the Hanseatic city of Lüneburg in northern Germany. Around 300 employees work in development, production, sales and customer service. They are all committed to delivering first-class quality in accordance with the ISO 9001 : 2015 quality standard.



E-MINI INSTANT WATER HEATER
E-COMPACT INSTANT WATER HEATER
E-COMFORT INSTANT WATER HEATER
E-MODULE INSTANT WATER HEATER
ELECTRIC STORAGE WATER HEATER
TAPS AND ACCESSORIES
HEAT INTERFACE UNITS



1.

Electricity is getting “greener”


As part of the energy transition, electricity is becoming a sustainable energy source, for example in e-mobility. Electric domestic heating is also playing an increasingly important role in the heating market. This is because it makes us less dependent on fossil fuels and allows us to use environmentally friendly energy. Almost half of our electricity consumption already comes from renewable sources.



2.

Separating heating and hot water

The demand for heating in buildings is constantly decreasing. And just for hot water, a large supply of hot water at 60°C is a waste of energy. So it makes sense to separate the systems. For example, a heat pump for space heating works best at low temperatures if the hot water supply is organised separately using electric instantaneous water heaters.



3.

Electric instant water heaters are the future


Electric instant water heaters are convenient, space-saving and provide instant hot water. They heat water to the desired temperature only when needed. There is no need to store and distribute hot water around the house, which inevitably results in heat loss.



4.

Sustainable, efficient and economical

This means avoiding losses and producing only what is actually needed. To do this, we use green electricity, which is electricity from environmentally friendly, renewable energy sources. We use it to make our products, and you use it as much as possible when you use them.



5.

Replace old appliances and plan for new ones

So what are you waiting for? Become an energy saver too and replace old technology with new. Plan your next sanitary design with electric instantaneous water heaters.



6.

CLAGE is the specialist

As the pioneer and market leader in small instantaneous water heaters, we also see ourselves as pioneers in the field of decentralised hot water supply. We are constantly looking for new detailed solutions for our range of electric instantaneous water heaters. Numerous awards and a high level of customer satisfaction confirm our claim to be the experts in electric instantaneous water heaters.



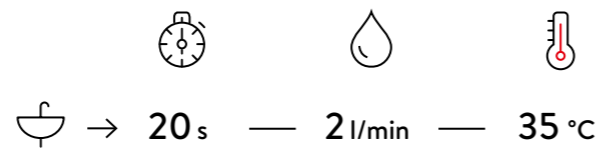
Watch corporate film:

What is the hot water requirement in the house?



Washbasin

Most washbasins can be supplied by the other instantaneous water heaters. In the case of remote taps, e.g. in guest toilets, it makes sense to use a mini instantaneous water heater. It supplies the washbasin at the right temperature, hygienically and comfortably.

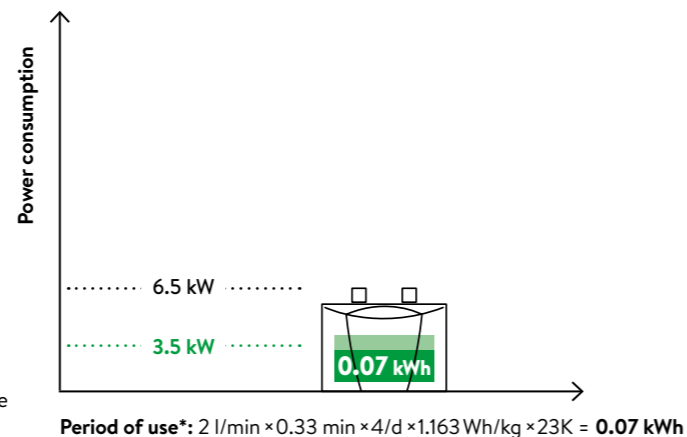


Would you have thought that?

One person consumes about 40 liters of hot water per day. With instantaneous water heaters, that's about 400 kWh* per year.



4 x daily
20 sec. hand washing

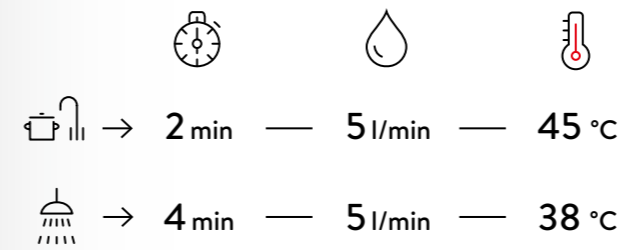


* Extrapolation based on the consumption calculated in the example 1.23 kWh / day per person = 406 kWh / year (for 330 days of use)

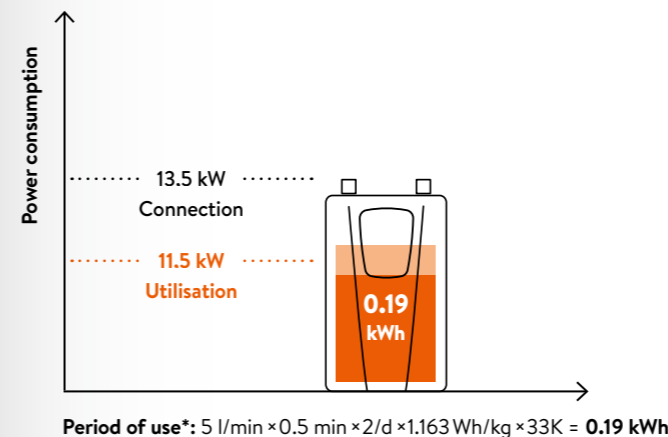


Kitchen

Simply wash a pan, fill a glass of water, wash your hands or wash fruit and vegetables. With compact electric instant water heaters, you can reach your desired temperature at the touch of a button without having to add cold water. They save space and fit easily under the sink.

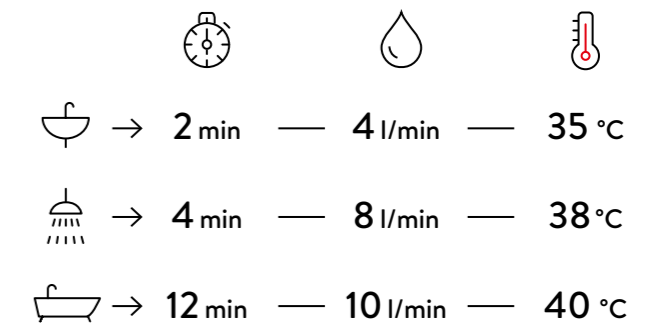


2 x daily
30 sec. rinsing

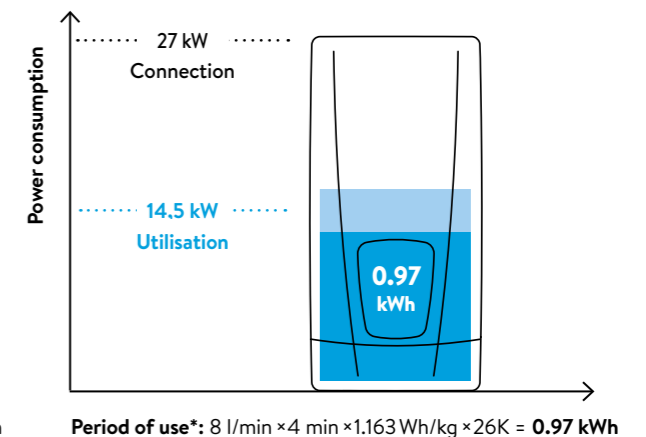


Shower and bathroom

On average, we shower for 3–5 minutes, even though it usually feels like much longer. Here, too, we want to reach our personal “feel-good temperature” quickly: just open the tap, no long adjusting and mixing. Energy consumption depends on the inlet temperature, the desired temperature and the flow rate!



1 x daily
4 min. showers



Central hot water supply



High material and installation costs

A central supply may be appropriate for old buildings with very high heating requirements. However, in renovated and well-insulated new buildings, the production, storage and distribution of hot water at 60°C is associated with high energy losses. The Research Association for Energy Economics categorises the energy losses associated with

centralised hot water production into circulation, distribution, start-up and storage losses. In a single-family house, these losses account for at least 40% of the total energy consumption. In addition, the investment costs are higher than for a decentralised solution.

Decentralised hot water supply

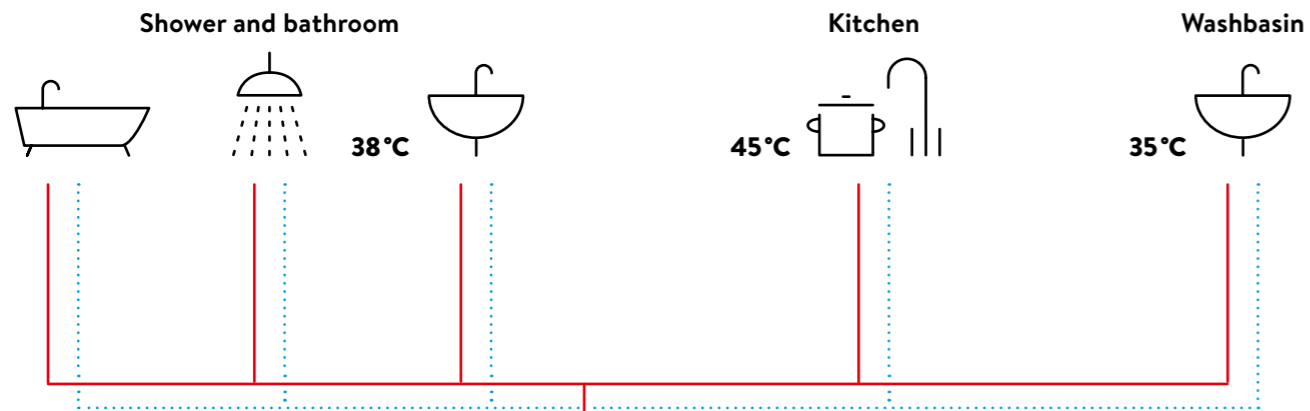
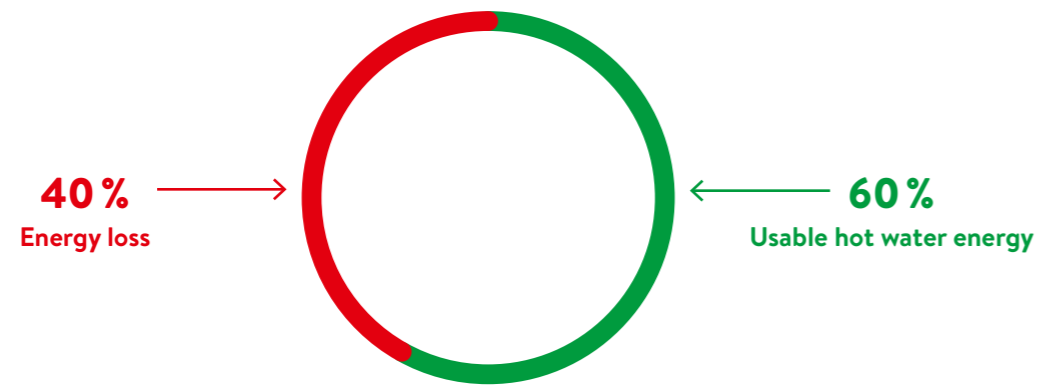


Saves resources and investment costs

An energy-saving alternative is to separate the hot water supply from the heating system. This allows the heating system to operate in the low temperature range. Hot water is then provided by decentralised installed electric instantaneous water heaters. They heat the water to the exact temperature required as it flows through the appliance.

As electric instantaneous water heaters do not need to store water, the dimensions of the appliance are very small. This saves a lot of space. Investment costs are also significantly lower as there is no need for hot water pipes, circulation pumps and hot water storage tanks.

Central – with high energy losses.

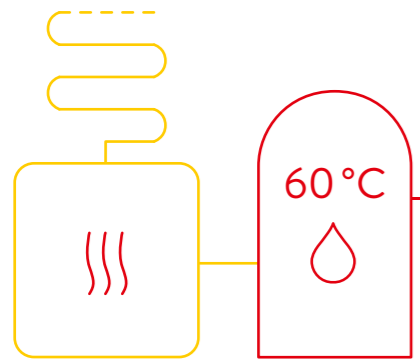


- Hot water line
- Cold water line
- Heating

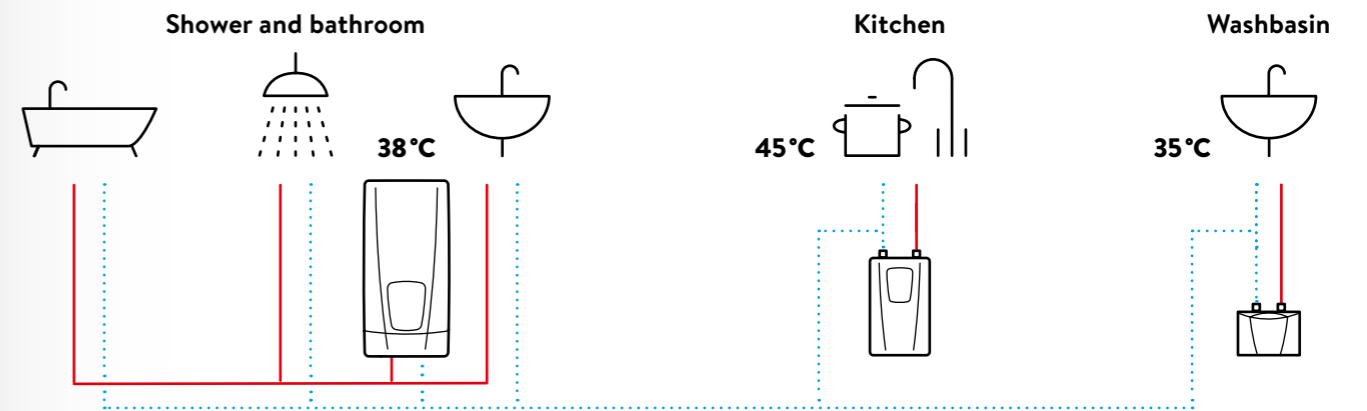
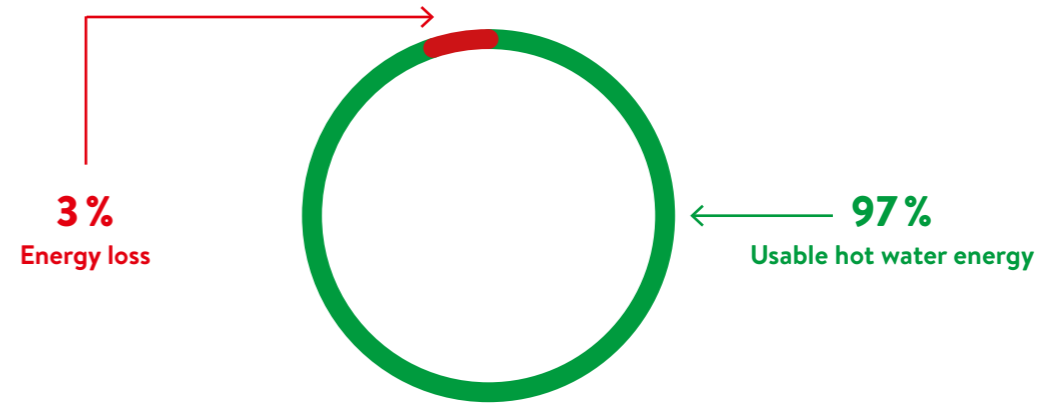
- Long water lines**
- + large water tanks
 - + excessively high water temperature
 - = energy and water waste

Coupling the hot water supply to the central heating system is still very common. Water is heated in a central tank and then transported to the various points-of-use through an additional pipe system. Due to hygienic requirements, the water must be preheated to at least 60°C when it must travel through long pipes. The temperature is then reduced by mixing in cold water at the tap.

In a one-family home, these losses add up to at least 40% of the entire energy requirements. Add to that the higher investment costs compared to the decentralised solution.



Decentralised – energy efficient.



- Hot water line
- Cold water line
- Heating

- Short water lines**
- + correct water amount
 - + correct water temperature
 - = energy-efficient, based on demand, modern

In decentralised systems, the hot water supply is separated from the heating system. Electric instantaneous water heaters are installed directly at the tapping points. The hot water is available without any lead times. Only the required amount of water is heated. Investment and Operating costs are saved. The central heating system can now be adjusted precisely to the requirements of the building and be turned off completely during the summer.

The distribution, start-up and systems losses only amount to 3% of the energy requirements.



This is how our electric instantaneous water heaters work.

Heating cartridge WITH IES®-SYSTEM

WITH IES®-SYSTEM

No storage, water is heated directly in the flow to the desired temperature. The integrated bare-wire heating system IES® is highly efficient, fast reacting and low in limescale.

Instantaneous water heater scheme using the example of the D-series

Standard

Comfort

Premium

All E-comfort instantaneous water heaters measure the inlet and outlet temperature as well as the flow rate. The higher the class, the more constant the temperature is maintained.

Flow sensor l/m

Measures the flow rate and transmits the value to the electronics.

Cold water temperature sensor

Measures the inlet temperature of the water and transmits the value to the electronics.

Hot water temperature sensor

TWIN TEMPERATURE CONTROL®

Measures the outlet temperature, compares it to the set temperature and adjusts the output immediately.

Flow rate limiter

Ensures that only as much water flows through, as the appliance can heat based on its rated power. In premium appliances, a motorised valve ensures dynamic flow rate control.

Electronics

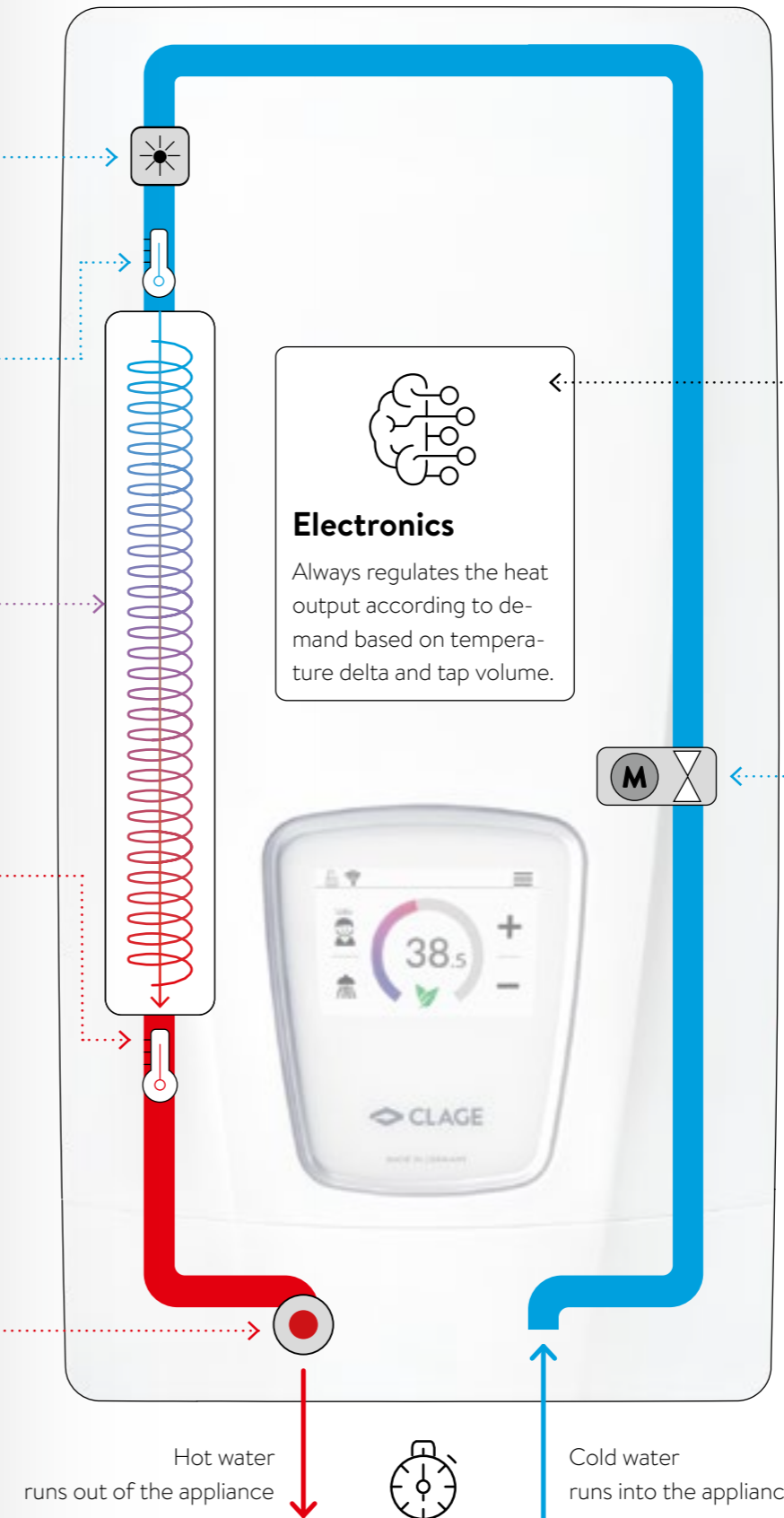
Always regulates the heat output according to demand based on temperature delta and tap volume.

MPS System®

The maximum power consumption is set to the conditions on site during installation, e.g. to 18, 21, 24 or 27 kW.

SERVOTRONIC®

Always precise temperatures thanks to dynamic flow rate control ("fully electronically controlled"). The motor valve flexibly regulates the amount of water when the maximum power of the appliance is reached.



Hot water runs out of the appliance
Cold water runs into the appliance


The desired temperature in seconds

Benefits at a glance!



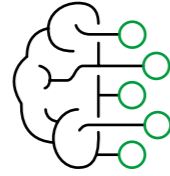
More green electricity, less and less CO₂

The share of renewable energies in the electricity mix is rising, thus also reducing CO₂ emissions, which are emissions generated by the conversion of fossil fuels. (Compared to centralised gas or oil systems, CO₂ emissions are reduced by up to 35% with a decentralised hot water supply.)



Save water

If that's not cool! No waste of water. Hot water is immediately available with electric instantaneous water heaters. You don't have to let water flow for a long time to get the desired temperature. With central systems, approx. 4.8 litres of water are wasted with 15 m long pipes.



Always smart

Electronically controlled instantaneous water heaters always respond precisely to the user's demand due to the technology (real-time power control based on temperature demand and tapping volume).



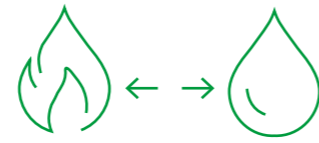
Protect the environment

The process through to the finished product is particularly sustainable at our company and is constantly scrutinised. We work in accordance with the environmental management standard ISO 14001 and energy management standard ISO 50001. Users save water and energy with electric instantaneous water heaters.



GebäudeEnergieGesetz

Our electronically controlled electric instantaneous water heaters meet the requirements of the GEG 65%-EE directive (German Buildings Energy Act) for water heating without any additional requirements.



Design a smaller heating system

Electric instantaneous water heaters make it possible to separate heating and hot water. This allows you to minimise the size of your heating system and save costs.

Climate-neutral production

CLAGE has always paid attention to sustainability. Since 2021, the devices have been manufactured in a completely climate-neutral manner in accordance with Scope 1 + 2.



Short water lines

Electric instant water heaters are installed directly at the point of use. Long water lines are avoided. Water is heated more quickly and there is barely any heat loss.



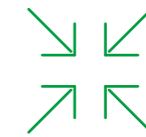
Comfort with desired temperature

The desired temperature can be set to the exact degree on many appliances. Directly on the appliance, by remote control or by app. This can also prevent scalding, which ensures greater safety.



Lowering costs

Electronic instant water heaters use up to 85% less energy than conventional storage heaters.



Saves space

With their small dimensions, electric instantaneous water heaters fit anywhere. They also save a lot of space that would be taken up by a buffer cylinder in a centralised system.

More hygienic

Electric instant water heaters heat up the cold water to the perfect temperature within seconds, directly at the tap, as it flows through the unit. The heated water is used immediately and unused water is avoided in the water line systems. The water-wetted area is thus consistently reduced and stagnation avoided – because water must flow. That's why testing for Legionella bacteria becomes unnecessary. This is what makes decentralised water heating more hygienic and efficient.



Energy efficiency

Long water lines and circulation losses are eliminated as the appliances are installed directly at the tapping point. The water is not preheated and stored in large quantities. This saves energy. Investment costs are also saved.



Immediately warm water

As soon as the tap is opened, the water flows at the desired temperature. Water is only heated for as long and as much as is actually needed. Thanks to short pipework and modern technology.






CLAGE Spot



Experience hot water.

Visit our show room. Here you can see for yourself how decentralised hot water supply with electric instantaneous water heaters can be optimally integrated into the building.

-  Pirolweg 4
21337 Lüneburg
-  Mon - Thu 9 am - 5 pm
Fri. 9 a.m. - 3 p.m.
or by appointment
-  Registration by phone:
+49 4131 89 01-0



Product consulting

Application and technical advice from our office and field service team.

- > Fon: +49 4131 89 01-0
- > E-Mail: export@clage.de



Customer service

Telephone service / On-site service

No call centre, but our customer service team in Lüneburg will be happy to advise you by telephone.

- > Fon: +49 4131 89 01-0
- > E-Mail: export@clage.de
- > Help with installation (please also see our installation videos on YouTube)
- > Repair and maintenance of devices
- > Spare parts delivery
- > Device registration
- > On-site service



Object consulting

Tender recommendations, planning support and advice to project developers..

- > Fon: +49 4131 89 01-826
- > E-Mail: export@clage.de



CLAGE Service

Training courses and seminars

At our CLAGE Academy, we offer various training courses in the field of “energy-efficient hot water supply” for installers, technical consultants and engineers.

Marketing support

We support our partners and customers with company presentations and marketing and link our partners online.

Online media centre

Product information, installation instructions, catalogues, energy labels, photos, BIM data, etc. > clage.com

Full service.

35 °C
Washing hands



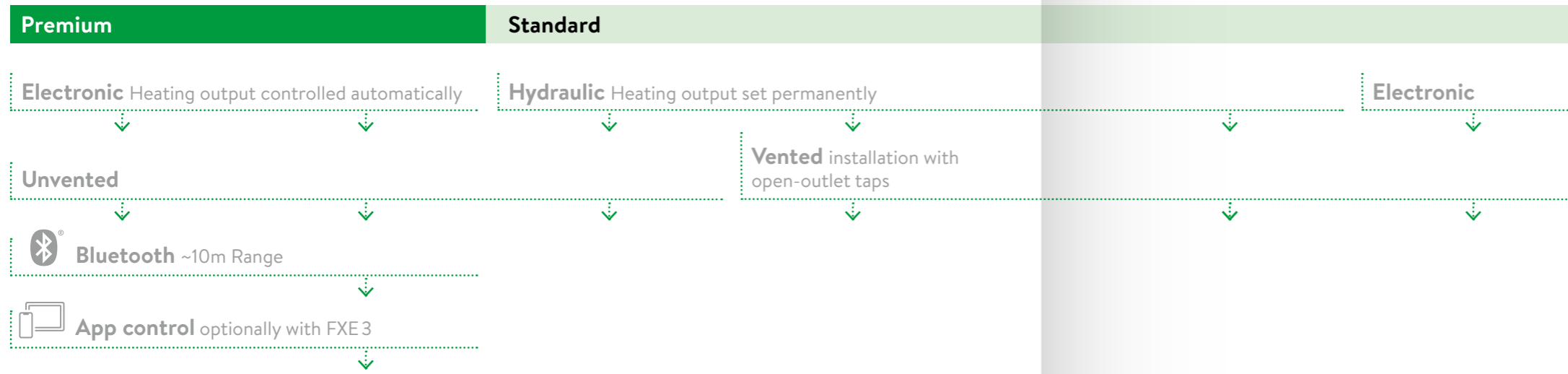
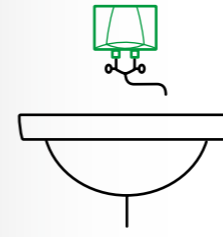
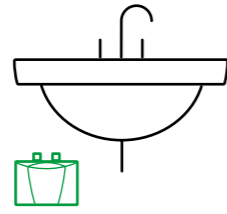
M-series for washbasins

 Product video
MBX Lumino

- E-MINI INSTANT WATER HEATER
- E-COMPACT INSTANT WATER HEATER
- E-COMFORT INSTANT WATER HEATER
- E-MODULE INSTANT WATER HEATER
- ELECTRIC STORAGE WATER HEATER
- TAPS AND ACCESSORIES
- HEAT INTERFACE UNITS

E-mini instantaneous water heater

M-series at a glance



MCX

MCX3: 3.5 kW / 230 V
 MCX4: 4.4 kW / 230 V
 MCX6: 5.7 kW / 230 V
 MCX7: 6.5 kW / 400 V

MBH

MBH3: 3.5 kW / 230 V
 MBH4: 4.4 kW / 230 V
 MBH6: 5.7 kW / 230 V
 MBH7: 6.5 kW / 400 V

M

M3: 3.5 kW / 230 V
 M4: 4.4 kW / 230 V
 M6: 5.7 kW / 230 V
 M7: 6.5 kW / 400 V

M-O

M3-O: 3.5 kW / 230 V
 M4-O: 4.4 kW / 230 V
 M6-O: 5.7 kW / 230 V
 M7-O: 6.5 kW / 400 V

MBX Lumino with sensor tap

MBX3 Lumino: 3.5 kW / 230 V
 MBX7 Lumino: 6.5 kW / 400 V

MCX Blue with special tap

MCX Blue: 3.5 kW / 230 V

M / END with single-lever mixer tap

M3 / END: 3.5 kW / 230 V

M / SNM with two-handle tap

M3 / SNM: 3.5 kW / 230 V

M / SMB with two-handle mixer tap

M3 / SMB: 3.5 kW / 230 V
 M7 / SMB: 6.5 kW / 400 V


MBX Shower with wall rail and shower mixer tap

MBX4 Shower: 4.4 kW / 230 V
 MBX6 Shower: 5.7 kW / 230 V
 MBX7 Shower: 6.5 kW / 400 V

Single units

Complete sets with tap

Energy saver at the hand wash basin.



Flow technology with special aerator

The water stream is optimally formed while using low flow amounts. The special flow regulator for use in tap threads M 22 / 24 is included.



Convenient and practical

All information is available at a glance on the back of the removable rating plate cover. Removing the plate also provides access to the enclosure screw.

Quick and easy to connect

The high-grade materials of our lead-free and flexible water connections allow for simple installation and prevent linking or twisting of the supply line hoses.




Technology "Made in Lüneburg"

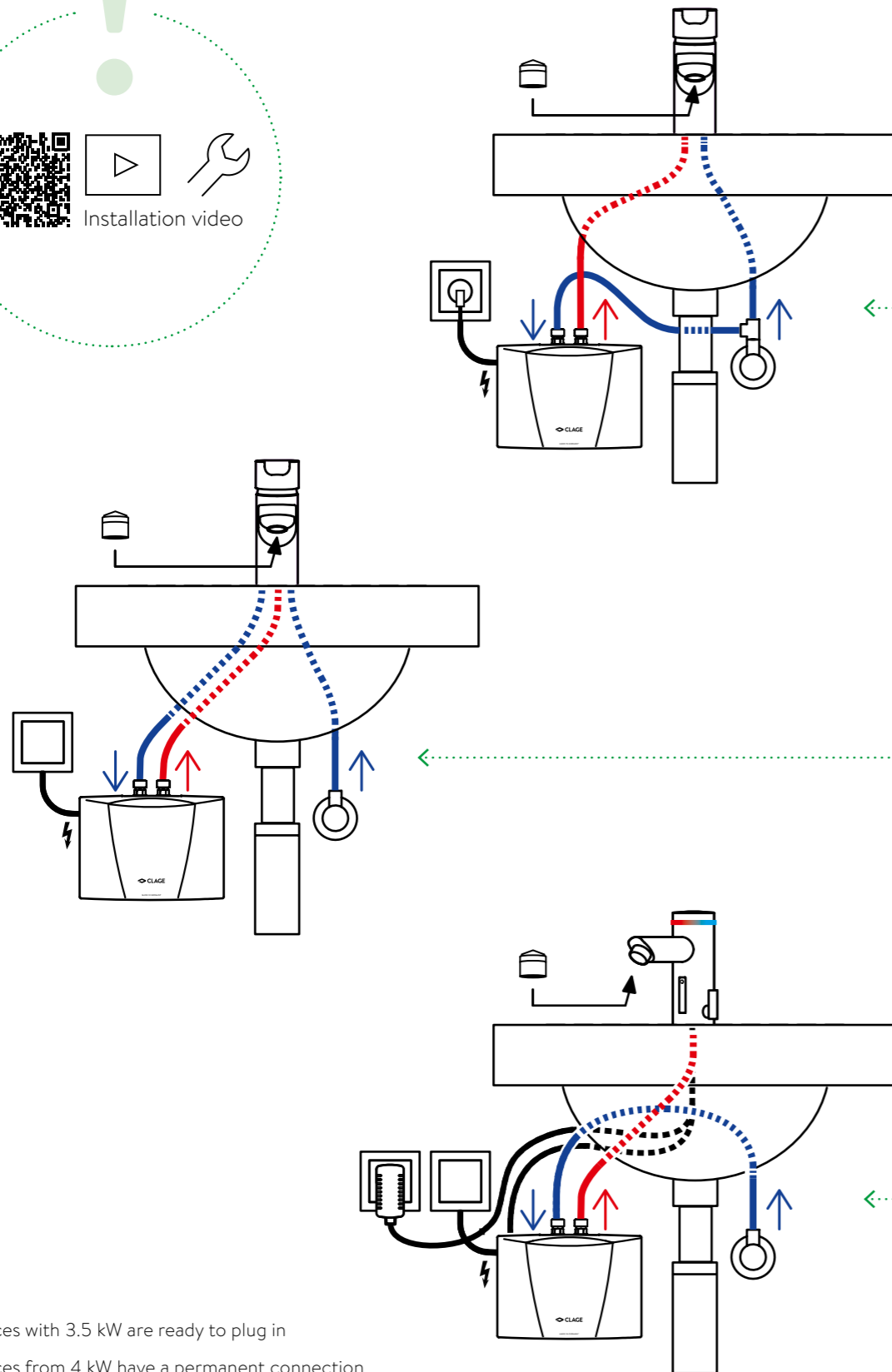

High-quality electronic sensors and heating technology as well as adjustable controls and patented technology are the reason why E-mini instant water heaters are so efficient.

Less limescale

The IES® heating system with replaceable heating cartridge ensures a sustainably longer service life, is efficient and easy to maintain. The water is heated just a few seconds after opening the tap.



Quick installation – Save energy immediately.



- Ⓜ Devices with 3.5 kW are ready to plug in
- Ⓜ Devices from 4 kW have a permanent connection

MBH und MCX (unvented)

These E-mini instantaneous water heaters are approved for open- and unvented installation. The included connection kit (T-piece with pressure hose) simplifies upgrades of conventional taps.

M (vented)

The vented M-series E-mini instantaneous water heaters are easy and simple to install and particularly cost-effective. Due to their design they are installed with special open-outlet taps. Warm water can be available with very little installation work.

MBX Lumino (One-Pipe-System)

The set consisting of an electric instantaneous water heater and a touch-free tap ensures optimum hygiene at the washbasin. This “one-pipe system” ensures complete flushing of all water paths with every use.



Simple unit exchange

The wall mount provides a very simple slide-on installation without having to open the unit. It can be easily fitted to the connection openings of many existing older units during upgrade installations.

The “old one” has to go!



Before >
A 5-litre storage tank is installed under the washbasin. It causes heat losses. It can easily be replaced by a ready-to-use E-mini instantaneous water heater.

After >
The energy-efficient E-mini instantaneous water heater requires significantly less space, avoids heat losses, saves energy and provides more convenience.

E-mini instantaneous water heater

MCX

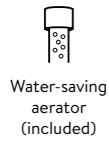






Our top-of-the-line E-mini instantaneous water heater combines great functionality with sophisticated design. Its compact design allows for installation under any sink.

- > Electronically controlled, **unvented** E-mini instantaneous water heater
- > For convenient hot water supply to one tap
- > Replaceable heating cartridge
- > Sensor button and three colour LEDs for setting the maximum outlet temperature to three levels (35 °C, 38 °C and 45 °C)
- > Removable panel for access to the hood screw
- > Neatly integrated wall bracket for easy push-on installation
- > Aerator and connection kit (T-piece 3/8 inch and pressure hose 3/8 inch x 50 cm) for easy installation with standard washroom taps
- > Works with unvented and vented taps



Space-saving installation >
E-mini instant water heaters can be easily used to save space in base cabinets.



				
	MCX3	MCX4	MCX6	MCX7
Energy efficiency class A (Scale: A+ to F)				
Maximum operating pressure [MPa (bar)]:	1 (10) ¹⁾			
Water connections (thread connections):	G 3/8"			
Hot water output at Δt = 25 K ²⁾ [l/min]:	2.0	2.5	3.3	3.7
Switch-on flow rate / max. flow rate ³⁾ [l/min]:	1.2 / 2.0	1.5 / 2.5	1.5 / 3.3	1.5 / 3.7
Nominal power rating ⁴⁾ [kW]:	3.5	4.4	5.7	6.5
Voltage [1~ / N / PE 220 - 240 V AC]:	with plug ⁵⁾	permanent connection		
Voltage [2~ / PE 400 V AC]:				perm. connection
Nominal current ⁴⁾ [A]:	15	19	25	16
Required cable diameter [mm ²]:	1.5	2.5	4.0	2.5
Test mark VDE GS & EMV / Protection class:	✓ / IP 25			
Specific water resistance at 15 °C [Qcm] ≥ :	1100	800	800	1100
Nominal volume [litres]:	0.2			
Weight filled with water [kg]:	approx. 1.5			
Dimensions (height x width x depth) [cm]:	13.5 x 18.6 x 8.7			
Part number:	1500-15003	1500-15004	1500-15006	1500-15007

¹⁾ Retail box (MCX3): 18,6 x 23,3 x 13,2 cm / 1,78 kg UPP = 100/20, PU = 10 ²⁾ Also approved for pressureless operation ³⁾ Temperature increase e.g. from 15 °C to 40 °C ⁴⁾ Limited flow amount for optimal temperature increase by water flow adjustment ⁵⁾ Related to rated voltage 230 V or 400 V ⁶⁾ Also available as type MCX3 (E) (part number 1500-15013) with power supply cable for permanent connection



E-mini instant water heaters are perfectly suited for use at sophisticated washbasins.



Perfect for the pantry > E-mini instant water heaters are also suitable for staff kitchens, for example, MCX7.

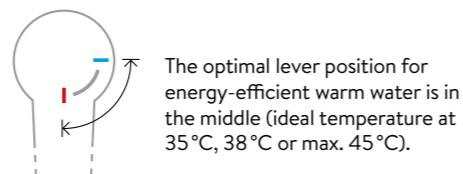
E-mini instantaneous water heater set

MCX Blue

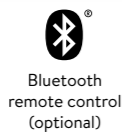


"MCX Blue", the combination of an E-mini instantaneous water heater and a special tap EWT, is the ideal system solution for the energy-efficient hot water supply of a washbasin.

- > Electronically controlled, **unvented** E-mini instantaneous water heater MCX combined with an innovative single-lever mixer tap for energy efficient hand-washing
- > Intuitive operation with perfect water temperature at the mixing position of the control lever
- > Saves water because of intelligent flow technology and very short water supply lines
- > Meets the highest requirements for drinking water hygiene by separating water lines from the tap body as well as nickel and lead-free materials
- > Especially easy installation and maintenance thanks to EASY FIX mounting system with pull-up drain stopper



Perfect hand-wash temperature in the middle

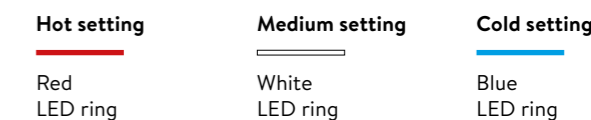


Energy efficiency class A (Scale: A+ to F)	MCX Blue
Maximum operating pressure [MPa (bar)]:	1 (10) ¹⁾
Water connections (thread connections):	G 3/8"
Hot water output at $\Delta t = 25\text{ K}$ ²⁾ [l/min]:	2.0
Switch-on flow rate / max. flow rate ³⁾ [l/min]:	1.2 / 2.0
Nominal power rating ⁴⁾ [kW]:	3.5
Voltage [1~/ N / PE 220 – 240 V AC]:	with plug
Nominal current ⁴⁾ [A]:	15
Required cable diameter [mm ²]:	1.5
Test mark VDE GS & EMV / Protection class:	✓ / IP 25
Specific water resistance at 15°C [Ωcm] ≥ :	1100
Nominal volume [litres]:	0.2
Weight filled with water [kg]:	approx. 1.5
Dimensions without tap (height × width × depth) [cm]:	13.5 × 18.6 × 8.7
Part number:	1500-15133

¹⁾ Retail box: 10 × 24 × 60 cm / 3.99 kg UPP = 30/6, PU = 7 ²⁾ Also approved for pressureless operation ³⁾ Temperature increase e.g. from 15°C to 40°C ⁴⁾ Limited flow amount for optimal temperature increase by water flow adjustment ⁴⁾ Related to rated voltage 230 V

E-mini instantaneous water heater set

MBX Lumino

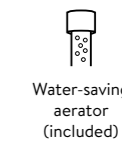


The optimal solution to supply wash-room facilities in public commercial buildings with hygienic and energy-efficient warm water.

- > Electronically controlled, **unvented** E-mini instantaneous water heater combined with a touch-free sensor tap for energy efficient and hygienic hot water supply at a washbasin
- > An infrared touch-free sensor at the tap automatically turns the instantaneous water heater on
- > Temperature adjustment up to 42°C using the side lever at the tap, colour LED ring indicates temperature in continuous colours from blue – white – red
- > With optional hygiene flush (automatic flush every 12 or 24 hours)
- > One-pipe system with 3/8 inch × 50 cm connection hose
- > The tap requires a separate power socket (230 V/16 A) for the additional electrical connection of the instantaneous water heater



Efficient hygiene - the tap switches the water on and off without contact using an infrared sensor.

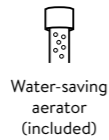


Energy efficiency class A (Scale: A+ to F)	MBX 3 Lumino	MBX 7 Lumino
Maximum operating pressure [MPa (bar)]:	1 (10) ¹⁾	
Water connections (thread connections):	G 3/8"	
Hot water output at $\Delta t = 25\text{ K}$ ²⁾ [l/min]:	2.0	3.7
Switch-on flow rate / max. flow rate ³⁾ [l/min]:	1.2 / 2.0	1.5 / 3.7
Nominal power rating ⁴⁾ [kW]:	3.5	6.5
Voltage [1~/ N / PE 220 – 240 V AC]:	with plug	
Voltage [2~/ PE 400 V AC]:		permanent connection
Nominal current ⁴⁾ [A]:	15	16
Voltage Sensorarmatur [1~/ N / PE 220 – 240 V AC]:	with plug	
Required cable diameter [mm ²]:	1.5	2.5
Test mark VDE GS & EMV / Protection class:	✓ / IP 25	
Specific water resistance at 15°C [Ωcm] ≥ :	1100	
Nominal volume [litres]:	0.2	
Weight filled with water [kg]:	approx. 1.5	
Dimensions without tap (height × width × depth) [cm]:	13.5 × 18.6 × 8.7	
Part number:	1500-15113	1500-15117

¹⁾ Retail box (MBX 3 Lumino): 10 × 24 × 58 cm / 3.28 kg UPP = 30/6, PU = 7 ²⁾ Also approved for pressureless operation ³⁾ Temperature increase e.g. from 15°C to 40°C ⁴⁾ Limited flow amount for optimal temperature increase by water flow adjustment ⁴⁾ Related to rated voltage 230 V or 400 V

E-mini instantaneous water heater

MBH



Water-saving aerator (included)

- > Hydraulically controlled, **unvented** E-mini instantaneous water heater
- > For supply to one tap (preferably at washbasin)
- > Removable panel for access to the hood screw
- > Replaceable heating cartridge
- > Neatly integrated wall bracket for easy push-on installation
- > Supplied complete with aerator and connection kit with T-piece 3/8 inch and pressure hose 3/8 inch x 50 cm for easy retrofitting on existing conventional fittings
- > For unvented or vented installation



Energy efficiency class A (Scale: A+ to F)	MBH3	MBH4	MBH6	MBH7
Maximum operating pressure [MPa (bar)]:	1 (10) ¹⁾			
Water connections (thread connections):	G 3/8"			
Hot water output at $\Delta t = 25\text{K}^{2)}$ [l/min]:	2.0	2.5	3.3	3.7
Switch-on flow rate / max. flow rate ³⁾ [l/min]:	1.3 / 2.0	1.8 / 2.5	2.2 / 3.3	2.4 / 3.7
Nominal power rating ⁴⁾ [kW]:	3.5	4.4	5.7	6.5
Voltage [1~ / N / PE 220 - 240 V AC]:	with plug	permanent connection		
Voltage [2~ / PE 400 V AC]:				perm. connection
Nominal current ³⁾ [A]:	15	19	25	16
Required cable diameter [mm ²]:	1.5	2.5	4.0	2.5
Test mark VDE GS & EMV / Protection class:	✓ / IP 25			
Specific water resistance at 15°C [Qcm] \geq :	1100			
Nominal volume [litres]:	0.2			
Weight filled with water [kg]:	approx. 1.5			
Dimensions (height x width x depth) [cm]:	13.5 x 18.6 x 8.7			
Part number:	1500-16003	1500-16004	1500-16006	1500-16007

¹⁾ Retail box (MBH3): 18.6 x 23.3 x 13.2 cm / 1.67 kg UPP = 100/20, PU = 10 ²⁾ Also approved for pressureless operation ³⁾ Temperature increase e.g. from 15°C to 40°C ⁴⁾ Limited flow amount for optimal temperature increase by water flow adjustment

M



Water-saving aerator (included)

- > Hydraulically controlled, **vented** E-mini instantaneous water heater
- > For supply to one tap (preferably at washbasin) in connection with an open-outlet tap
- > Removable panel for access to the hood screw
- > Replaceable heating cartridge
- > Neatly integrated wall bracket for easy push-on installation
- > Also available as oversink models, with water connections at the bottom:

M3-O: 3,5 kW / 230 V, part no. 1500-17113, price plus VAT. [Euro]: 146.00
M4-O: 4,4 kW / 230 V, part no. 1500-17114, price plus VAT. [Euro]: 146.00
M6-O: 5,7 kW / 230 V, part no. 1500-17116, price plus VAT. [Euro]: 166.00
M7-O: 6,5 kW / 400 V, part no. 1500-17117, price plus VAT. [Euro]: 166.00

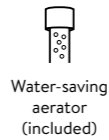


Energy efficiency class A (Scale: A+ to F)	M3	M4	M6	M7
Maximum operating pressure [MPa (bar)]:	0 (0) vented			
Water connections (thread connections):	G 3/8"			
Hot water output at $\Delta t = 25\text{K}^{1)}$ [l/min]:	2.0	2.5	3.3	3.7
Switch-on flow rate / max. flow rate ²⁾ [l/min]:	1.3 / 2.0	1.8 / 2.5	2.2 / 3.3	2.4 / 3.7
Nominal power rating ³⁾ [kW]:	3.5	4.4	5.7	6.5
Voltage [1~ / N / PE 220 - 240 V AC]:	with plug	permanent connection		
Voltage [2~ / PE 400 V AC]:				perm. connection
Nominal current ³⁾ [A]:	15	19	25	16
Required cable diameter [mm ²]:	1.5	2.5	4.0	2.5
Test mark VDE GS & EMV / Protection class:	✓ / IP 25			
Specific water resistance at 15°C [Qcm] \geq :	1100			
Nominal volume [litres]:	0.2			
Weight filled with water [kg]:	approx. 1.5			
Dimensions (height x width x depth) [cm]:	13.5 x 18.6 x 8.7			
Part number:	1500-17003	1500-17004	1500-17006	1500-17007

¹⁾ Retail box (M3): 18.6 x 23.3 x 13.2 cm / 1.55 kg UPP = 100/20, PU = 10 ²⁾ Temperature increase e.g. from 15°C to 40°C ³⁾ Limited flow amount for optimal temperature increase by water flow adjustment

E-mini instantaneous water heater sets

- > Hydraulically controlled, **vented** E-mini instantaneous water heater M3 set with single-lever mixer tap as a complete under-sink system
- > Single-lever washbasin tap with EASY FIX mounting system and pull-up drain stopper
- > With three flexible 3/8 inch connection hoses
- > Outlet 10.5 cm
- > Fitting height 11.1 cm



Water-saving aerator (included)

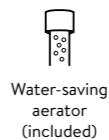
M / END



Energy efficiency class A (Scale: A+ to F)	M / END
Maximum operating pressure [MPa (bar)]:	0 (0) vented
Water connections (thread connections):	G 3/8"
Hot water output at $\Delta t = 25\text{K}^{1)}$ [l/min]:	2.0
Switch-on flow rate / max. flow rate ²⁾ [l/min]:	1.3 / 2.0
Nominal power rating [kW]:	3.5
Voltage [1~ / N / PE 220 - 240 V AC]:	with plug
Nominal current [A]:	15
Required cable diameter [mm ²]:	1.5
Test mark VDE GS & EMV / Protection class:	✓ / IP 25
Specific water resistance at 15°C [Qcm] \geq :	1100
Nominal volume [litres]:	0.2
Weight filled with water [kg]:	approx. 1.5
Dimensions (height x width x depth) [cm]:	13.5 x 18.6 x 8.7
Part number:	1500-17243

¹⁾ Retail box: 18.7 x 23.6 x 21 cm / 3.20 kg UPP = 100/20, PU = 8 ²⁾ Temperature increase e.g. from 15°C to 40°C ³⁾ Limited flow amount for optimal temperature increase by water flow adjustment

- > Hydraulically controlled E-mini instant water heater M3 set with two-handle mixer tap as a complete under-sink system
- > With three flexible 3/8 inch connection hoses
- > Outlet 16 cm
- > Fitting height 22.5 cm



Water-saving aerator (included)

M / SNM



Energy efficiency class A (Scale: A+ to F)	M3 / SNM
Maximum operating pressure [MPa (bar)]:	0 (0) vented
Water connections (thread connections):	G 3/8"
Hot water output at $\Delta t = 25\text{K}^{1)}$ [l/min]:	2.0
Switch-on flow rate / max. flow rate ²⁾ [l/min]:	1.3 / 2.0
Nominal power rating [kW]:	3.5
Voltage [1~ / N / PE 220 - 240 V AC]:	with plug
Nominal current [A]:	15
Required cable diameter [mm ²]:	1.5
Test mark VDE GS & EMV / Protection class:	✓ / IP 25
Specific water resistance at 15°C [Qcm] \geq :	1100
Nominal volume [litres]:	0.2
Weight filled with water [kg]:	approx. 1.5
Dimensions (height x width x depth) [cm]:	13.5 x 18.6 x 8.7
Part number:	1500-17203

¹⁾ Retail box: 18.7 x 23.6 x 21 cm / 2.71 kg UPP = 100/20, PU = 10 ²⁾ Temperature increase e.g. from 15°C to 40°C ³⁾ Limited flow amount for optimal temperature increase by water flow adjustment

E-mini instantaneous water heater sets with matching tap

MBX Shower



Smart Control
ready with tablet/
smartphone
(optional)



- > Electronically controlled, **unvented** E-mini instantaneous water heater as an oversink unit combined with shower mixer tap for 1/2 inch wall connection
- > Pipe extensions 60 cm
- > Shower fitting with chrome shower head and limescale prevention insert including wall rail
- > Outlet temperature is preset to 45° C



Energy efficiency class A (Scale: A+ to F)	MBX 4 Shower	MBX 6 Shower	MBX 7 Shower
Maximum operating pressure [MPa (bar)]:	1 (10) ¹⁾		
Water connection tap (wall connection):	G 1/2"		
Water connections appliance (thread connections):	G 3/8"		
Hot water output at $\Delta t = 25 K$ ²⁾ [l/min]:	2.5	3.3	3.7
Switch-on flow rate / max. flow rate ³⁾ [l/min]:	1.5 / 5	1.5 / 5	1.5 / 5
Nominal power rating ⁴⁾ [kW]:	4.4	5.7	6.5
Voltage [1~ / N / PE 220 - 240 V AC]:	permanent connection	permanent connection	
Voltage [2~ / PE 400 V AC]:			permanent connection
Nominal current ⁴⁾ [A]:	19	25	16
Required cable diameter [mm ²]:	2.5	4.0	2.5
Test mark VDE GS & EMV / Protection class:	✓ / IP 25		
Specific water resistance at 15 °C [Qcm] \geq :	1100		
Nominal volume [litres]:	0.2		
Weight filled with water [kg]:	approx. 1.2		
Dimensions (height x width x depth) [cm]:	13.5 x 18.6 x 8.7		
Part number:	1500-15314	1500-15316	1500-15317

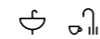
¹⁾ Retail box (MBX 4 Shower): 24 x 65 x 11.5 cm / 3.54 kg UPP = 50/5, PU = 6 ¹⁾ Also approved for pressureless operation ²⁾ Temperature increase e.g. from 15 °C to 40 °C ³⁾ Without tap ⁴⁾ The inlet temperature must be reduced on the installation side to a temperature suitable for showering

M / SMB



Water-saving
aerator
(included)

- > Hydraulically controlled, **unvented** E-mini instantaneous water heater M as an oversink unit combined with a mixer tap for wall connection 1/2 inch
- > Outlet 16 cm



Energy efficiency class A (Scale: A+ to F)	M 3 / SMB	M 4 / SMB	M 7 / SMB
Maximum operating pressure [MPa (bar)]:	0 (0) vented		
Water connection tap (wall connection):	G 1/2"		
Water connections appliance (thread connections):	G 3/8"		
Hot water output at $\Delta t = 25 K$ ¹⁾ [l/min]:	2.0	2.5	3.7
Switch-on flow rate / max. flow rate ²⁾ [l/min]:	1.3 / 2.0	1.8 / 2.5	2.4 / 3.7
Nominal power rating [kW]:	3.5	4.4	6.5
Voltage [1~ / N / PE 220 - 240 V AC]:	with plug	permanent connection	
Voltage [2~ / PE 400 V AC]:			permanent connection
Nominal current [A]:	15	19	16
Required cable diameter [mm ²]:	1.5	2.5	2.5
Test mark VDE GS & EMV / Protection class:	✓ / IP 25		
Specific water resistance at 15 °C [Qcm] \geq :	1100		
Nominal volume [litres]:	0.2		
Weight filled with water [kg]:	approx. 1.5		
Dimensions (height x width x depth) [cm]:	13.5 x 18.6 x 8.7		
Part number:	1500-17103	1500-17104	1500-17107

¹⁾ Retail box (M 3 / SMB): 18.6 x 23.6 x 12.1 cm / 2.37 kg UPP = 100/20, PU = 10 ¹⁾ Temperature increase e.g. from 15 °C to 40 °C ²⁾ Limited flow amount for optimal temperature increase by water flow adjustment



Small shower system for economical comfort requirements > MBX Shower for the garden shed, poolside or guest bathroom.

C-series for kitchen and shower

35 °C
Washing hands

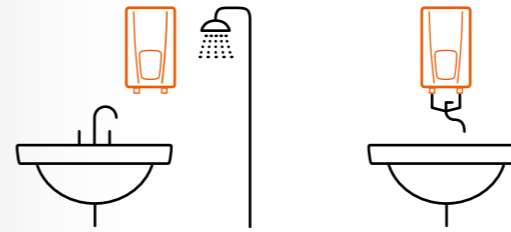
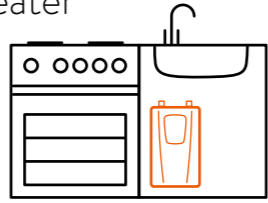
25 °C
Soothing
drinking water

45 °C
Washing up

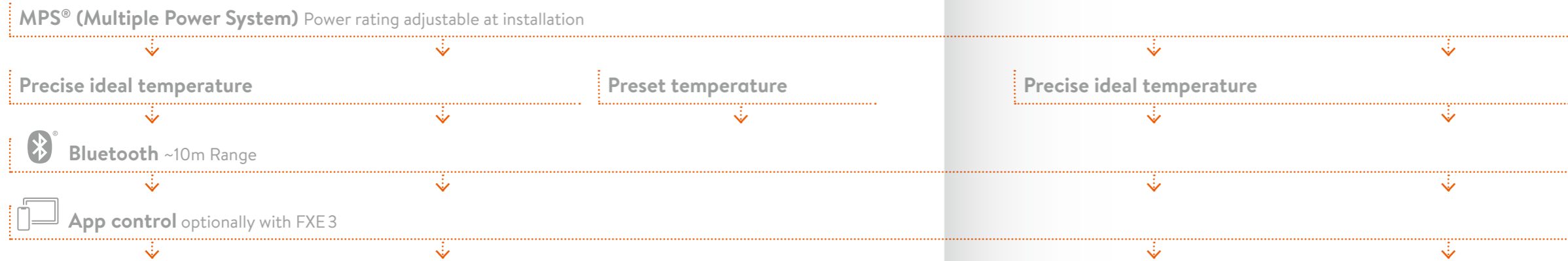


Product video
CFX-U

C-series at a glance



Premium	Comfort	Standard	Comfort
---------	---------	----------	---------



CFX-U

CFX-U: 11 or 13.5 kW / 400V

CEX-U

CEX-U: 11 or 13.5 kW / 400V
 CEX7-U: 6.9 kW / 400V
 CEX9-U: 6.6 or 8.8 kW / 230V

CDX-U

CDX7-U: 6.9 kW / 400V
 CDX11-U: 11 kW / 400V

CEX

CEX9: 6.6 or 8.8 kW / 230V
 CEX: 11 or 13.5 kW / 400V

CEX-U/EAK
Under-sink set with kitchen tap

NEW

CEX-U/EAK: 11 or 13.5 kW / 400V

CEX 9 Plus
with hand shower

CEX 9 Plus: 6.6/8.8 kW / 230V

CEX/CSO
Oversink set with mixing tap

CEX/CSO: 11 or 13.5 kW / 400V

Single units

Complete set with tap

Convenience and efficiency in one sweep.



Precise temperature settings with modern technology

Adding cold water is not necessary. The power electronics with TWIN TEMPERATURE Control TTC® ensures temperature control accurate to the degree, even with fluctuations in water pressure. The position of the appliance under the sink without long pipe runs avoids waiting time and saves water.



Less limescale

The IES® heating system with replaceable heating cartridge ensures a sustainably longer service life, is efficient and easy to maintain. The water is heated just a few seconds after opening the tap.

Flexible power rating

With the Multiple Power System MPS®, the maximum power rating is set at the time of installation: 6.6 or 8.8 kW 230 V, 11 or 13.5 kW 400 V.

Safe and long-lasting

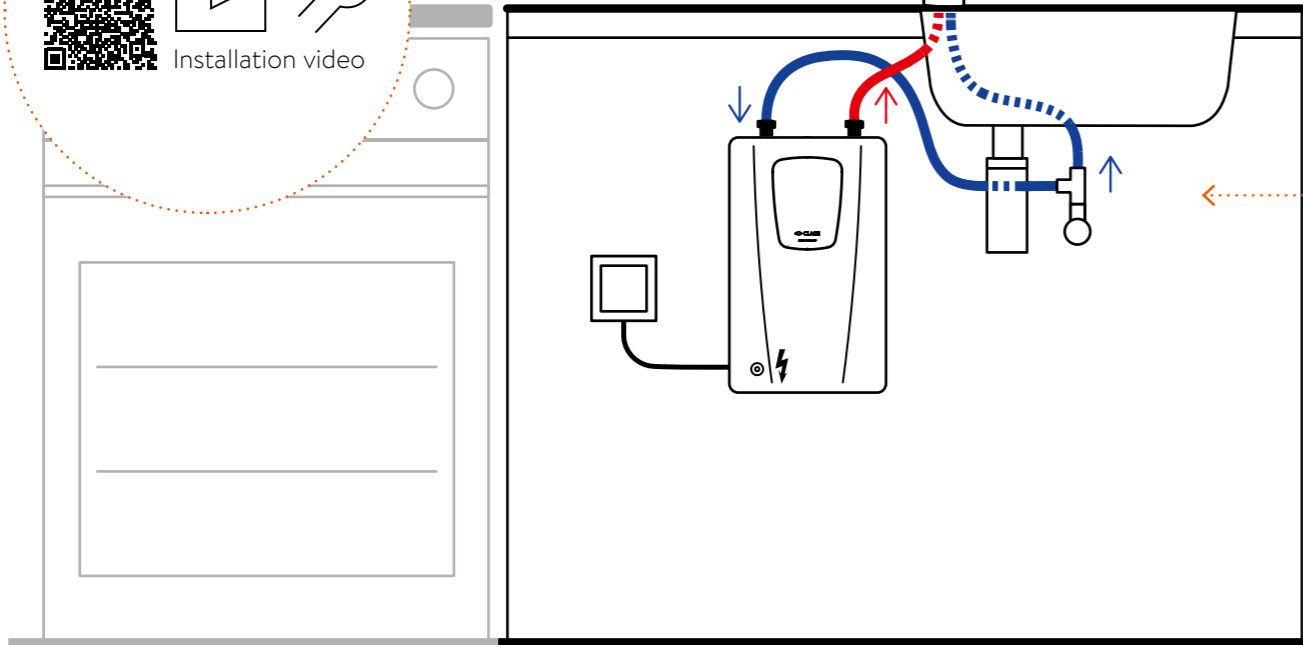

The electronic safety system with air bubble detection increases the safety and service life of the units.



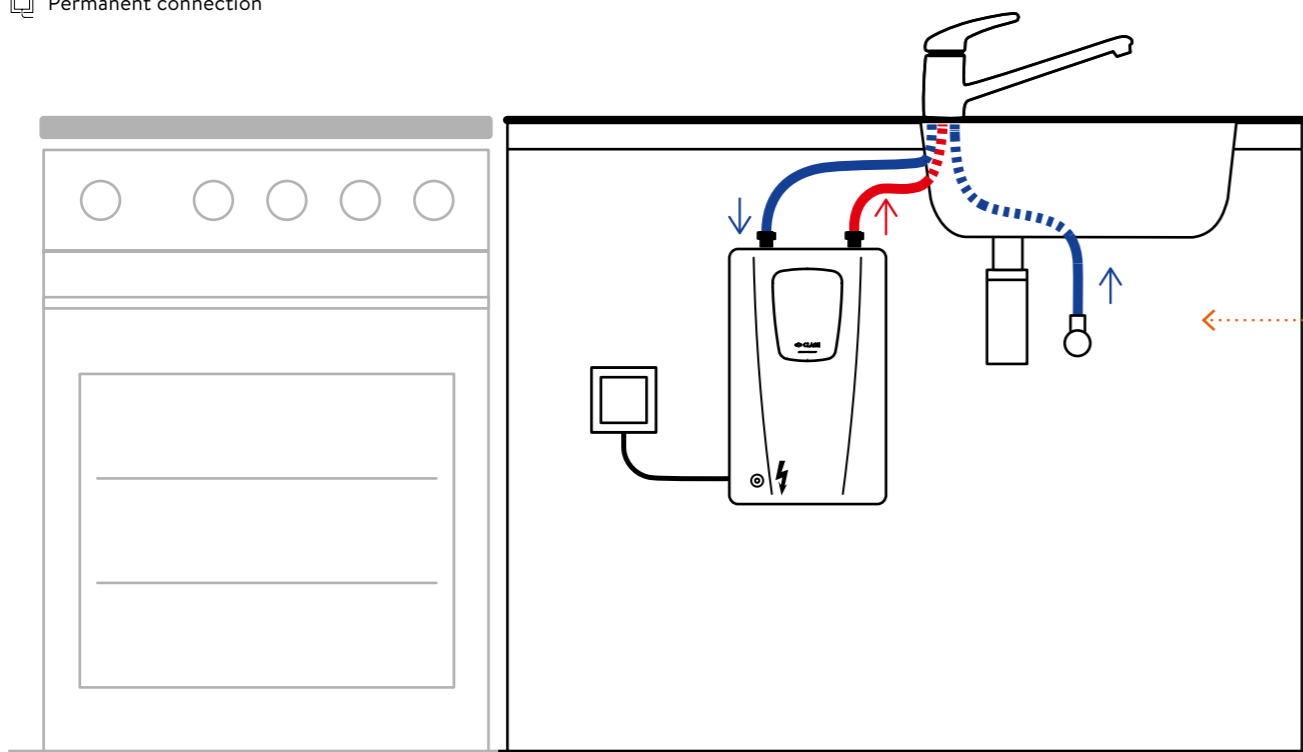
More space

The unit's small dimensions leave plenty of space, i.e. for a waste separation system and cleaning supplies.

Simple and fast installation.



Permanent connection



For all standard taps (unvented)

The compact instant water heaters of the C-series are approved for unvented (closed) or vented (open) installation. An unvented installation gives you the freedom to choose the fittings you want.

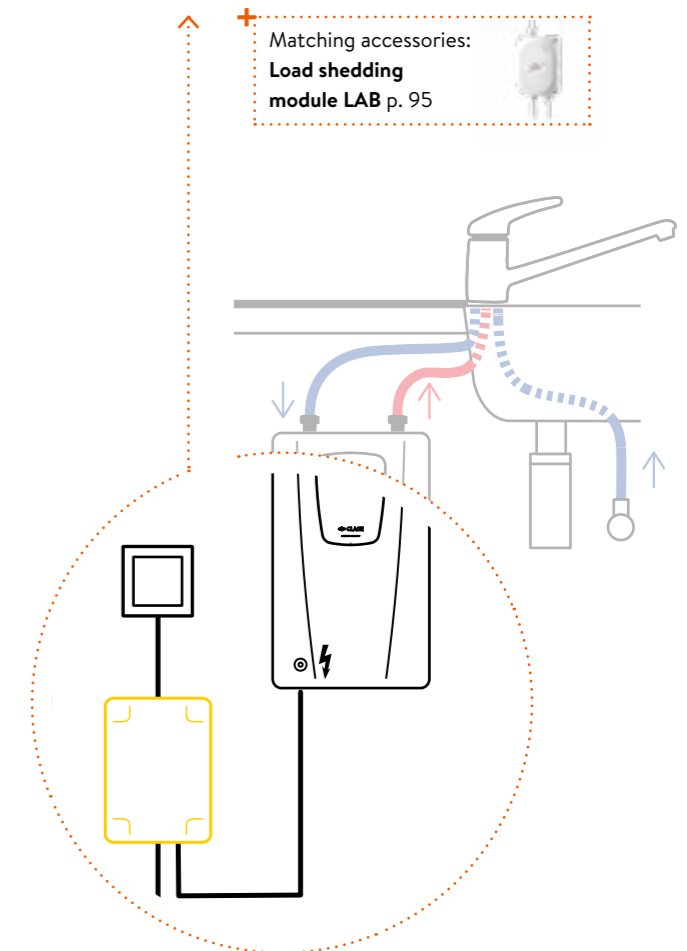
The supplied connection kit (T-piece and flexible pressure hose) makes it easy to retrofit existing pressure taps.

Alternatively, the concealed supply of a tapping point, e.g. in a pre-wall installation, is also possible.

The solution for upgrades: the load shedding module

The load shedding switch (also known as priority switching) allows for the joint use of an electrical connection by two 400 Volt units. For example, an instant water heater can be operated with the existing electrical connection of an electromechanical stove. When dispensing hot water, the instant water heater temporarily turns off the cooker. This is hardly noticeable, since the cooker maintains the required heat for cooking or baking during the short time when water is dispensed.

Matching accessories:
Load shedding module LAB p. 95



For low pressure taps (vented)

Simple, fast and safe!
Ideal for one tapping point.


E-compact instantaneous water heater

CFX-U

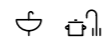


A particularly clever solution for the energy-efficient supply of hot water to the kitchen sink is the CFX-U E-compact instantaneous water heater. While the appliance is installed under the sink to save space, the practical remote control allows convenient temperature setting and energy monitoring.

- > Electronically controlled E-compact instantaneous water heater as undersink unit
- > For energy efficient hot water supply to one or two taps such as one kitchen sink or two washbasins
- > The remote control has a high-contrast e-paper display with real glass cover and sensor buttons, programmable user profiles, energy monitoring and operating and service information
- > Temperature setting from 20 °C to 60 °C (precise temperatures due to TWIN TEMPERATURE Control TTC® up to the performance limit)
- > Supplied complete with connection kit including T-piece 3/8 inch and pressure hose 3/8 inch x 50 cm for easy installation with conventional tap
- > With power cable
- > External water connectors 3/8 inch for closed-outlet or open-outlet installation



- Fosters energy-saving behavior
- Smart Control ready with tablet/smartphone
- Bluetooth remote control (included)
- Wi-Fi function (optional)
- Solar-ready up to 60 °C inlet
- Multiple Power System MPS®



Energy efficiency class A (Scale: A+ to F)	CFX-U (Multiple Power System: 11 or 13.5 kW adjustable)	
Maximum operating pressure [MPa (bar)]:	1 (10) ¹⁾	
Water connections (thread connections):	G 3/8"	
Warmwasserleistung bei $\Delta t = 33\text{ K}$ ^{2) 3)} [l/min]:	4.8	5.8 ⁴⁾
Switch-on flow rate / max. flow rate ⁵⁾ [l/min]:	2/5	
Nominal power rating bei 400 V ^{3) 6)} [kW]:	11.0	13.5
Voltage [3~ / PE 380 – 415 V AC]:	permanent connection	
Nominal current ^{3) 6)} [A]:	16	20
Required cable diameter ³⁾ [mm ²]:	1.5	2.5
Test mark VDE GS & EMV / Protection class:	✓ / IP 24	
Specific water resistance at 15 °C [Qcm] \geq :	1000	
Nominal volume [litres]:	0.3	
Weight filled with water [kg]:	approx. 2.7	
Dimensions (height x width x depth) [cm]:	29.4 x 17.7 x 10.4	
Part number:	2400-26513	

¹⁾ Retail box: 39.5 x 23 x 14.9 cm / 3.20 kg UPP = 80/10, PU = 8 ²⁾ Also approved for pressureless operation ³⁾ Temperature increase e.g. from 12 °C to 45 °C ⁴⁾ Depending on the selected power rating ⁵⁾ Mixed water ⁶⁾ Limited flow amount for optimal temperature increase ⁷⁾ Related to rated voltage 400 V



Saving space >
The E-compact instant water heater CFX-U is installed under the sink and operated by remote control.

E-compact instantaneous water heater

CEX-U



Fosters energy-saving behavior



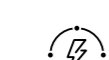
Smart Control ready with tablet/ smartphone (optional)



Bluetooth remote control (optional)



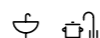
Solar-ready up to 60 °C inlet



Multiple Power System MPS®



- > Electronically controlled E-compact instantaneous water heater as undersink unit for energy efficient hot water supply to one or two taps such as one kitchen sink or two washbasins
- > Temperature adjustment 20 °C to 60 °C using sensor key control panel with LED display, two programmable preset buttons
- > Supplied complete with connection kit including T-piece 3/8 inch and pressure hose 3/8 inch × 50 cm for easy installation with conventional tap
- > With power cable
- > External water connectors 3/8 inch for closed-outlet or open-outlet installation



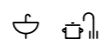
Energy efficiency class A (Scale: A+ to F)	CEX-U (11 or 13.5 kW)	CEX7-U	CEX9-U* (6.6 or 8.8 kW)
Maximum operating pressure [MPa (bar)]:	1 (10) ¹⁾		
Water connections (thread connections):	G 3/8"		G 1/2"
Warmwasserleistung bei Δt = 33 K ²⁾ [l/min]:	4.8	5.8 ⁴⁾	3.0
Switch-on flow rate / max. flow rate [l/min]:	2 / 5 ⁵⁾	2 / 4	2 / 5
Nominal power rating [kW]:	11.0	13.5	6.6
Voltage:	permanent connection 3~ / PE 380 – 415V AC		perm. connection 1~ / PE 220 – 240V AC
Nominal current ³⁾ [A]:	16	20	10
Required cable diameter ³⁾ [mm ²]:	1.5	2.5	1.0
Test mark VDE GS & EMV / Protection class:	✓ / IP 24		
Specific water resistance at 15 °C [Qcm] ≥ :	1000		1100
Nominal volume [litres]:	0.3		
Weight filled with water [kg]:	approx. 2.7		
Dimensions (height × width × depth) [cm]:	29.4 × 17.7 × 10.4		
Part number:	2400-26413	2400-26424	2400-26449

¹⁾ Also approved for pressureless operation
²⁾ Temperature increase e.g. from 12 °C to 45 °C
³⁾ Depending on the selected power rating
⁴⁾ Mixed water
⁵⁾ Limited flow amount for optimal temperature increase
⁶⁾ Related to rated voltage 230 V or 400 V

CDX-U



- > Electronically controlled E-compact instantaneous water heater as undersink unit for hot water supply to one or two taps such as one kitchen sink or two washbasins
- > Internally adjustable outlet temperature ≤ 50 °C
- > Supplied complete with connection kit including T-piece 3/8 inch and pressure hose 3/8 inch × 50 cm for easy installation with conventional tap
- > With power cable
- > External water connectors 3/8 inch for closed-outlet or open-outlet installation



Energy efficiency class A (Scale: A+ to F)	CDX11-U	CDX7-U
Maximum operating pressure [MPa (bar)]:	1 (10) ¹⁾	
Water connections (thread connections):	G 3/8"	
Warmwasserleistung bei Δt = 33 K ²⁾ [l/min]:	4.8	3.0
Switch-on flow rate / max. flow rate [l/min]:	2 / 5	2 / 4
Nominal power rating ⁴⁾ [kW]:	11.0	6.9
Voltage [3~ / PE 380 – 415V AC]:	permanent connection	
Nominal current ³⁾ [A]:	16	10
Required cable diameter [mm ²]:	1.5	1.0
Test mark VDE GS & EMV / Protection class:	✓ / IP 24	
Specific water resistance at 15 °C [Qcm] ≥ :	1000	
Nominal volume [litres]:	0.3	
Weight filled with water [kg]:	approx. 2.7	
Dimensions (height × width × depth) [cm]:	29.4 × 17.7 × 10.4	
Part number:	2400-26613	2400-26607

¹⁾ Also approved for pressureless operation
²⁾ Temperature increase e.g. from 12 °C to 45 °C
³⁾ Limited flow amount for optimal temperature increase
⁴⁾ Related to rated voltage 400 V

E-compact instantaneous water heater

- > Electronically controlled E-compact instantaneous water heater for energy efficient hot water supply to suitable taps such as kitchen sinks or washbasins
- > Temperature adjustment 20 °C to 60 °C (for the three-phase CEX) or 20 °C and 55 °C (for the single-phase CEX 9) using sensor key control panel with LED display, two programmable preset buttons
- > With power cable
- > External water connectors 1/2 inch for closed-outlet or open-outlet installation

Matching accessories for the shower application:
Hand shower CXH p. 91



Fosters energy-saving behavior




Smart Control ready with tablet/ smartphone (optional)



Bluetooth remote control (optional)



Solar-ready up to 60 °C inlet



Multiple Power System MPS®

CEX



CEX9 Plus
 (Part number 2400-26470)
 included with: hand shower



Energy efficiency class A (Scale: A+ to F)	CEX (11 or 13.5 kW)	CEX9* (6.6 or 8.8 kW)	CEX9 Plus* (6.6 or 8.8 kW)
Maximum operating pressure [MPa (bar)]:	1 (10) ¹⁾		
Water connections (thread connections):	G 1/2"		G 1/2"
Warmwasserleistung bei Δt = 33 K ²⁾ [l/min]:	4.8	5.8 ⁴⁾	2.9
Switch-on flow rate / max. flow rate [l/min]:	2 / 5 ⁵⁾	2 / 5	2 / 5
Nominal power rating ⁶⁾ [kW]:	11.0	13.5	6.6
Voltage:	perm. connection 3~ / PE 380 – 415V AC		perm. connection 1~ / PE 220 – 240V AC
Nominal current ³⁾ [A]:	16	20	29
Required cable diameter ³⁾ [mm ²]:	1.5	2.5	3 × 4
Test mark VDE GS & EMV / Protection class:	✓ / IP 25		
Specific water resistance at 15 °C [Qcm] ≥ :	1000		1100
Nominal volume [litres]:	0.3		
Weight filled with water [kg]:	approx. 2.7		
Dimensions (height × width × depth) [cm]:	29.4 × 17.7 × 10.4		
Part number:	2400-26433	2400-26439	2400-26470

¹⁾ Also approved for pressureless operation
²⁾ Temperature increase e.g. from 12 °C to 45 °C
³⁾ Depending on the selected power rating
⁴⁾ Mixed water
⁵⁾ Limited flow amount for optimal temperature increase
⁶⁾ Related to rated voltage 400 V



E-compact instantaneous water heater set

CEX / CSO



Fosters energy-saving behavior



Smart Control ready with tablet/ smartphone (optional)



Bluetooth remote control (optional)



Solar-ready up to 60 °C inlet



Multiple Power System MPS®

- > Electronically controlled E-compact instantaneous water heater in a set with open-outlet single-lever oversink tap for energy efficient hot water supply to a sink
- > Temperature adjustment 20 °C to 60 °C using sensor key control panel with LED display, two programmable preset buttons
- > With power cable for permanent connection
- > Single-lever oversink tap for installation on 1/2 inch wall connection with 16 cm swivel spout



Energy efficiency class A (Scale: A+ to F)	CEX / CSO (11 or 13.5 kW)	
Maximum operating pressure [MPa (bar)]:	1 (10) ¹⁾	
Water connections (thread connections):	G 1/2"	
Warmwasserleistung bei $\Delta t = 33\text{ K}$ ^{2) 3)} [l/min]:	4.8	5.8 ⁴⁾
Switch-on flow rate / max. flow rate [l/min]:	2 / 5 ⁵⁾	
Nominal power rating ⁶⁾ [kW]:	11.0	13.5
Voltage [3~ / PE 380 - 415V AC]:	Permanent connection	
Nominal current ^{3) 6)} [A]:	16	20
Required cable diameter ³⁾ [mm ²]:	1.5	2.5
Test mark VDE GS & EMV / Protection class:	✓ / IP 25	
Specific water resistance at 15 °C [Qcm] \geq :	1000	
Nominal volume [litres]:	0.4	
Weight filled with water [kg]:	approx. 2.7	
Dimensions (height x width x depth) [cm]:	29.4 x 17.7 x 10.4	
Part number:	2400-26490	

¹⁾ Retail box: 41 x 28 x 24.5 cm / 5.65 kg PU = 4 ¹⁾ Also approved for pressureless operation ²⁾ Temperature increase e.g. from 12 °C to 45 °C ³⁾ Depending on the selected power rating ⁴⁾ Mixed water ⁵⁾ Limited flow amount for optimal temperature increase ⁶⁾ Related to rated voltage 400 V



Installation over a disposal sink >
Ideal in the utility room.

E-compact instantaneous water heater set

CEX-U / EAK



Fosters energy-saving behavior



Smart Control ready with tablet/ smartphone (optional)



Bluetooth remote control (optional)



Solar-ready up to 60 °C inlet



Multiple Power System MPS®



- > Electronically controlled under-sink instantaneous water heater in compact format
- > Sensor-key operation with LED indicator for precise temperature setting between 20 °C and 60 °C
- > Two programming keys for individual preset temperatures, activatable temperature limit and operating displays
- > With power cable for 3-phase power supplybox
- > Precise temperatures due to TWIN TEMPERATURE Control TTC® up to the performance limit)
- > Single-lever tap with side lever and swivel spout 20 cm and three flexible connecting hoses 3/8 inch



Energy efficiency class A (Scale: A+ to F)	CEX-U / EAK (11 oder 13.5 kW)	
Maximum operating pressure [MPa (bar)]:	1 (10) ¹⁾	
Water connections (thread connections):	G 3/8"	
Warmwasserleistung bei $\Delta t = 33\text{ K}$ ^{2) 3)} [l/min]:	4.8	5.8 ⁴⁾
Switch-on flow rate / max. flow rate [l/min]:	2 / 5 ⁵⁾	
Nominal power rating ⁶⁾ [kW]:	11.0	13.5
Voltage [3~ / PE 380 - 415V AC]:	permanent connection	
Nominal current ^{3) 6)} [A]:	16	20
Required cable diameter ³⁾ [mm ²]:	1.5	2.5
Test mark VDE GS & EMV / Protection class:	✓ / IP 24	
Specific water resistance at 15 °C [Qcm] \geq :	1000	
Nominal volume [litres]:	0.3	
Weight filled with water [kg]:	approx. 2.7	
Dimensions (height x width x depth) [cm]:	29.4 x 17.7 x 10.4	
Part number:	2400-26391	

¹⁾ Retail box: 46 x 33 x 25 cm / 5.98 kg UPP = 25/5, PU = 8 ¹⁾ Also approved for pressureless operation ²⁾ Temperature increase e.g. from 12 °C to 45 °C ³⁾ Depending on the selected power rating ⁴⁾ Mixed water ⁵⁾ Limited flow amount for optimal temperature increase ⁶⁾ Related to rated voltage 400 V



Simply use the cooker's electrical connection >

Load shedding module with pre-installed cables, contactor and load shedding relay, for joint connection of an 11 kW instantaneous water heater and an electromechanical cooker at a cooker terminal outlet box, if no separate outlet is available for the instant water heater.


Matching accessories:
Load shedding module LAB p. 95



35 °C
Washing hands

38 °C
Showering

40 °C
Bathing

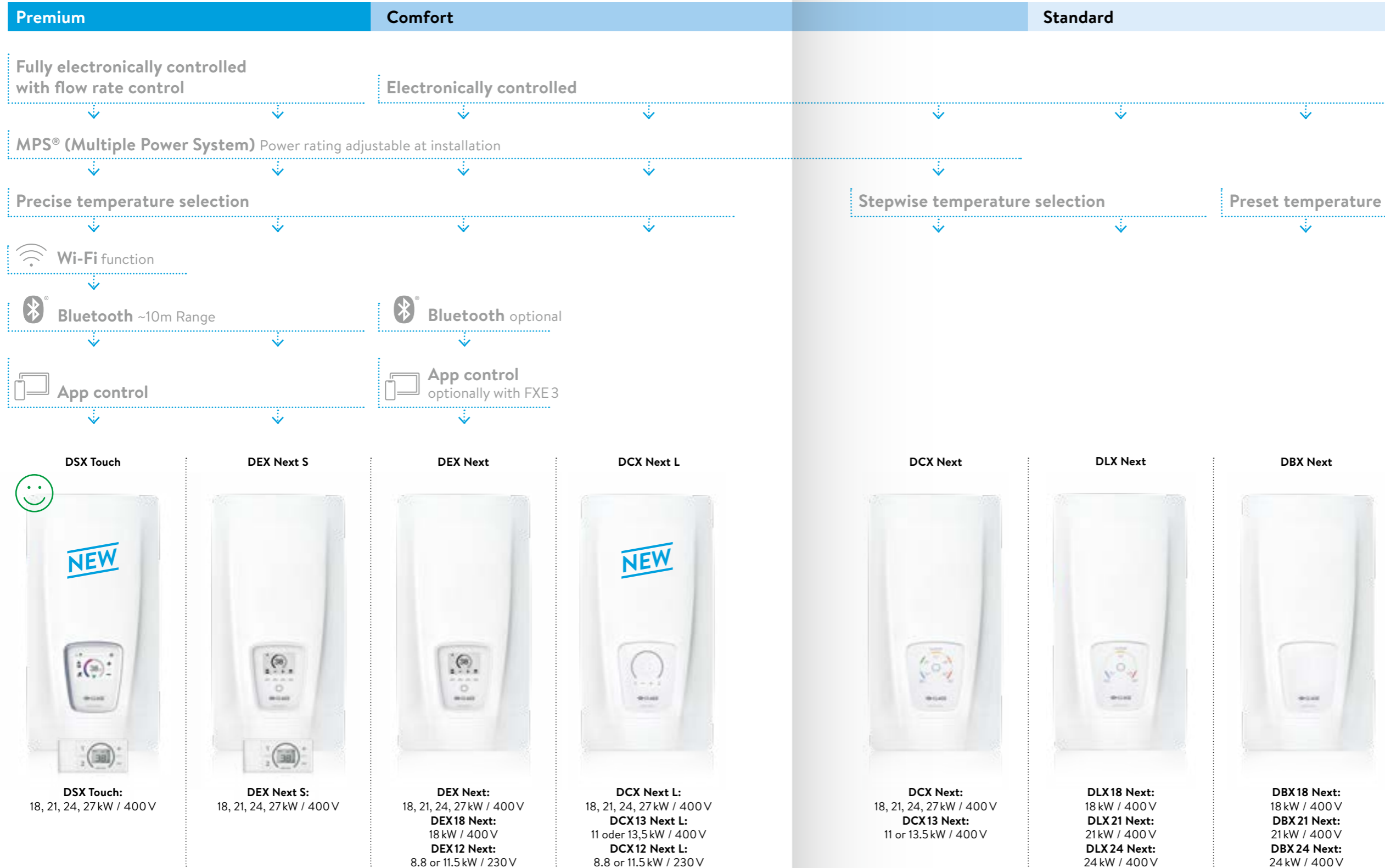
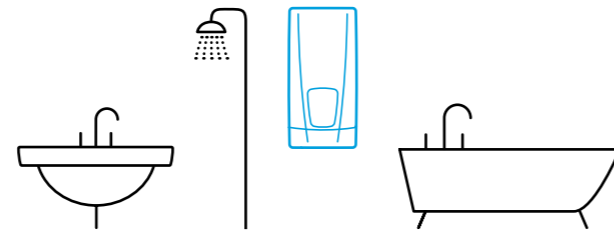


D-series for the bathroom




Product video
DSX Touch

D-series at a glance




Simply D-thought-out!



A
(Scale: A+ to F)
Energy efficiency class A

Attractive design

Thanks to its flat design, the device can also be easily installed in a concealed location.




Fewer limescale deposits

The efficient IES[®] bare wire heating system reduces limescale deposits and provides an extended service life and easy maintenance. The water is heated just a few seconds after opening the tap.

User interface

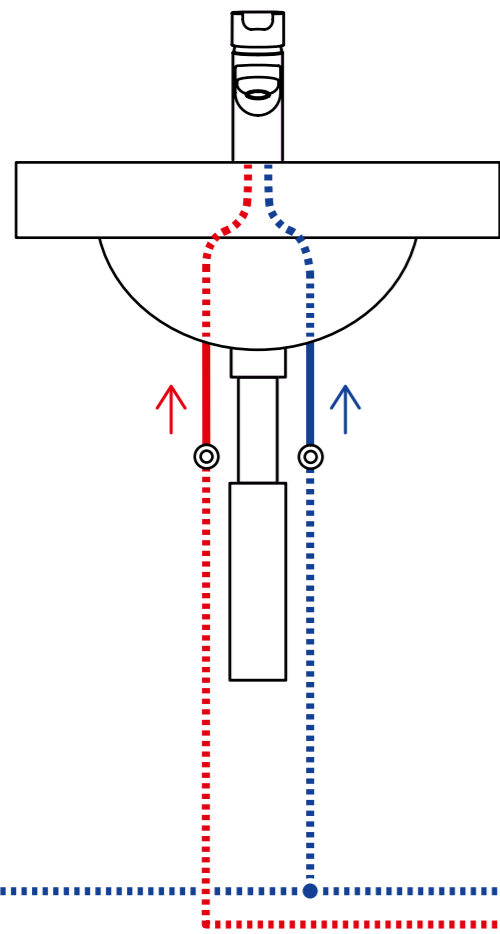
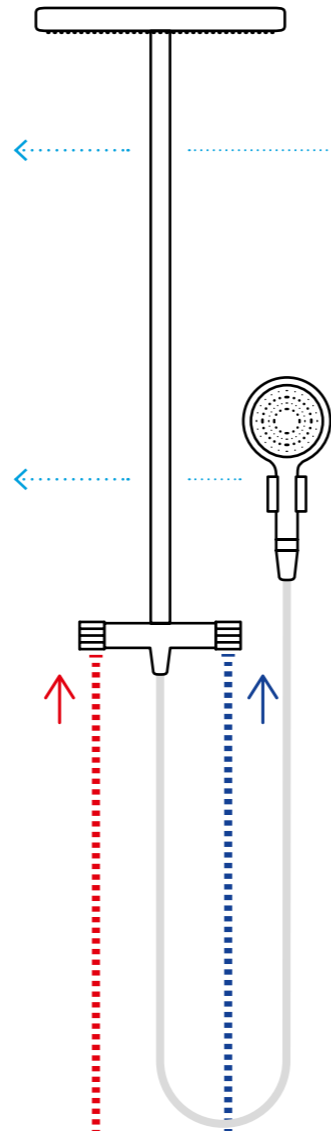


The top-of-the-range appliance in the series is operated intuitively via a modern touch display made of real glass. The consumption values can be shown on the display. Depending on the model and price range, the displays differ in terms of user convenience.



Technology “Made in Lüneburg”

High-quality electronic sensors and heating technology as well as adjustable controls and patented technology are the reason why E-comfort instantaneous water heaters are so efficient.

Easy mounting and simple installation.



Connection at the top (alternative)

Easy mounting with wall bracket and hood screw behind the front panel. Electrical connection is also possible in the upper area without any problems.

Connection at the bottom (standard)

Spacious electrical connection area at the bottom with removable frame and spacer sleeves to compensate for uneven tiles and wall irregularities.

Alternative installation for short water lines

If no user control of the E-comfort instantaneous water heater is required at eye level, the unit can also be installed at a lower level. This shortens the water lines.



Easy replacement of old units

When replacing older units (also of other manufacturers) it is usually not necessary to drill new holes. The supplied wall bracket allows for flexible mounting. The RDX 3 mounting frame helps in special installation cases.

Matching accessories:
Universal mounting frame RDX 3 p. 96

One bath and many possibilities



In a bathroom furniture



Visible at eye level



In a wall niche at eye level



Hidden behind an inspection flap

E-comfort instantaneous water heater

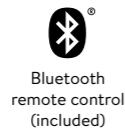
DSX Touch



The top model among the E-comfort instantaneous water heaters turns the bathroom into a wellness oasis with energy-efficient and cost-transparent hot water supply. At the same time, the unit meets the highest demands for comfort.

- > Fully electronically controlled high-tech instantaneous water heater
- > Real glass touch display
- > With FX3 Bluetooth remote control
- > Precise hot water temperatures between 20°C and 60°C thanks to TWIN TEMPERATURE Control TTC® and SERVOTRONIC® dynamic flow rate control valve
- > Adjustable filling programmes, user profiles, energy efficiency monitor, operating and service information
- > Function for thermal treatment with 70°C for more hygiene
- > Suitable for water-saving taps thanks to particularly low initial flow of 1.5 l/minute
- > Electronic safety system with air bubble detection, temperature and vent shut-off as well as water-stop function
- > Variable electrical connection options, spacious connection area for surface-mounted and recessed installation 1/2 inch
- > Test winner in the comparison of fully electronic instantaneous water heaters in Stiftung Warentest issue 10/2023

+ Matching accessories:
Flush-mounted cabinets for DSX Touch p. 96



Energy efficiency class A (Scale: A+ to F)	DSX Touch ○	DSX Touch Black Edition ●
Maximum operating pressure [MPa (bar)]:	1 (10) ¹⁾	
Water connections (thread connections):	G1/2"	
Warmwasserleistung bei Δt = 28 K ^{2) 3) 4)} [l/min]:	9.2	10.7 12.3 13.8
Switch-on flow rate / max. flow rate [l/min]:	1.5 / automatic ⁵⁾	
Nominal power rating [kW]:	18	21 24 27
Voltage [3~ / PE 400V AC]:	permanent connection	
Nominal current ³⁾ [A]:	26	30 35 39
Required cable diameter ³⁾ [mm ²]:	4.0	4.0 6.0 6.0
Test mark VDE GS & EMV / Protection class:	✓ / IP 25	
Specific water resistance at 15°C [Qcm] ≥ :	1100	
Nominal volume [litres]:	0.4	
Weight filled with water [kg]:	approx. 4.5	
Dimensions (height × width × depth) [cm]:	46.8 × 23.9 × 9.6	
Part number:	3200-36600 ○	3200-36602 ●

1) Retail box: 53.5 × 29.2 × 16.5 cm / 5.85 kg UPP = 36/9, PU = 4 1) Also approved for pressureless operation 2) Temperature increase e.g. from 12°C to 40°C 3) Depending on the selected power rating 4) Mixed water 5) Depending on line pressure, selected temperature and inlet temperature



Efficiency
 Temperature, flow limit and user profiles can be set intuitively and conveniently. Thanks to "Eco" real-time feedback, energy-saving user behavior is also promoted.



Dispensing mode
 The coloured touch display continuously indicates the selected temperature from blue (cool) to purple to red (hot).




Main menu
 The main menu is the DSX Touch navigation centre. Here the user can switch between the different menu items.



Statistics
 The consumption values for electricity and hot water are stored by the appliance and displayed in the statistics over various periods.

Intuitive operation via touch display, tablet or smartphone
 State-of-the-art technology, durable materials and the compact design of the DSX Touch ensure high quality and resource-saving. The unit is operated intuitively via the new touch display made of real glass. The display has a high colour depth and can show gradients. With the user-friendly icons, operation is simply fun.

Thanks to the integrated Bluetooth and WLAN function, the device can also be operated by remote control or via smartphone or tablet. The "Smart Control" app makes it easier to operate the device. Also the individual consumption values of several users can be easily and quickly displayed and determined. This is contemporary ease of use!



E-comfort instantaneous water heater

DEX Next S



The best-selling DEX Next is now available as the new type "S" with SERVOTRONIC® and is therefore equipped with the automatic flow rate control. This guarantees hot water at the desired temperature at all times.

- > Fully electronically controlled instantaneous water heater
- > High-contrast e-paper display with real-glass cover and sensor keys
- > With FX3 Bluetooth remote control
- > Precise hot water temperatures between 20 °C and 60 °C thanks to TWIN TEMPERATURE Control TTC® and SERVOTRONIC® dynamic flow control valve
- > Adjustable filling programmes, user profiles, energy efficiency monitor, operating and service information
- > Function for thermal treatment with 70 °C for more hygiene
- > Double safety system
- > Suitable for water-saving taps thanks to particularly low initial flow of 1.5 l/minute
- > Electronic safety system with air bubble detection
- > Temperature and vent shut-off as well as water-stop function
- > Variable electrical connection options, spacious connection area for surface-mounted and recessed installation

- Fosters energy-saving behavior
- Smart Control ready with tablet/smartphone
- Bluetooth remote control (included)
- Solar-ready up to 70 °C inlet
- Multiple Power System MPS®



Installation in a niche (also possible behind an inspection flap)



Energy efficiency class A (Scale: A+ to F)	DEX Next S (18, 21, 24 or 27 kW adjustable)			
Maximum operating pressure [MPa (bar)]:	1 (10) ¹⁾			
Water connections (thread connections):	G1/2"			
Warmwasserleistung bei $\Delta t = 28 \text{ K}^{2) 3) 4)}$ [l/min]:	9.2	10.7	12.3	13.8
Switch-on flow rate / max. flow rate [l/min]:	1.5 / automatic ⁵⁾			
Nominal power rating [kW]:	18	21	24	27
Voltage [3~ / PE 400 V AC]:	permanent connection			
Nominal current ³⁾ [A]:	26	30	35	39
Required cable diameter ³⁾ [mm ²]:	4.0	4.0	6.0	6.0
Test mark VDE GS & EMV / Protection class:	✓ / IP 25			
Specific water resistance at 15 °C [Qcm] \geq :	1100			
Nominal volume [litres]:	0.4			
Weight filled with water [kg]:	approx. 4.5			
Dimensions (height × width × depth) [cm]:	46.8 × 23.9 × 9.6			
Part number:	3200-36450			

¹⁾ Retail box: 53.5 × 29.2 × 16.5 cm / 5,07 kg UPP = 36/9, PU = 5 ¹⁾ Also approved for pressureless operation ²⁾ Temperature increase e.g. from 12 °C to 40 °C ³⁾ Depending on the selected power rating ⁴⁾ Mixed water ⁵⁾ Depending on line pressure, selected temperature and inlet temperature

E-comfort instantaneous water heater

DEX Next

The DEX Next is comfortable, economical and reliable. The high-contrast e-paper display behind the high-quality real glass cover is particularly impressive.

- > Electronically controlled instantaneous water heater, high-contrast e-paper display with real-glass cover and sensor keys
- > Programmable user profiles, operating and service information
- > Precise hot water temperatures between 20 °C and 60 °C thanks to TWIN TEMPERATURE Control TTC®
- > Double safety system
- > Suitable for water-saving taps thanks to particularly low initial flow of 1.5 l/minute
- > Electronic safety system with air bubble detection
- > Variable electrical connection options, spacious connection area for surface-mounted and recessed installation
- > Test winner in a comparison of electronic instantaneous water heaters at Stiftung Warentest issue 10/2023



Installation on the wall

- Fosters energy-saving behavior
- Smart Control ready with tablet/smartphone (optional)
- Bluetooth-Fernbedienung (optional)
- Solar-ready up to 70 °C inlet
- Multiple Power System MPS®



Energy efficiency class A (Scale: A+ to F)	DEX Next (18, 21, 24 or 27 kW adjustable)					DEX18 Next	DEX12 Next (8.8 or 11.5 kW)
Maximum operating pressure [MPa (bar)]:	1 (10) ¹⁾						
Water connections (thread connections):	G1/2"						
Warmwasserleistung bei $\Delta t = 28 \text{ K}^{2) 3) 4)}$ [l/min]:	9.2 ⁴⁾	10.7 ⁴⁾	12.3 ⁴⁾	13.8 ⁴⁾	9.2 ⁴⁾	4.5	5.9 ⁴⁾
Switch-on flow rate / max. flow rate [l/min]:	1.5 / 8.0 ⁵⁾						
Nominal power rating bei 400 V [kW]:	18	21	24	27	18		
Nominal power rating bei 230 V [kW]:						8.8	11.5
Voltage [3~ / PE 400 V AC]:	permanent connection						
Voltage [1~ / PE 220 - 240 V AC]:						permanent connection	
Nominal current ³⁾ [A]:	26	30	35	39	26	38.3	50.0
Required cable diameter ³⁾ [mm ²]:	4.2	4.0	6.0	6.0	4.0	10.0	
Test mark VDE GS & EMV / Protection class:	✓ / IP 25						
Specific water resistance at 15 °C [Qcm] \geq :	1100					1300	
Nominal volume [litres]:	0.4						
Weight filled with water [kg]:	approx. 4.5				approx. 4.2		
Dimensions (height × width × depth) [cm]:	46.8 × 23.9 × 9.6						
Part number:	3200-36400					3200-36418	3200-36412

¹⁾ Retail box: 53.5 × 29.5 × 16.5 cm / 5,04 kg UPP = 36/9, PU = 5 ¹⁾ Also approved for pressureless operation ²⁾ Temperature increase e.g. from 12 °C to 40 °C ³⁾ Depending on the selected power rating ⁴⁾ Mixed water ⁵⁾ Limited flow amount for optimal temperature increase

E-comfort instantaneous water heaters

DCX Next L



NEW



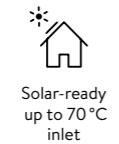
- > Electronically controlled instantaneous water heater with touch-sensitive control panel and LED display
- > Precise hot water temperatures between 20°C and 60°C thanks to TWIN TEMPERATURE Control TTC®
- > Particularly low switch-on water volume from 1.5 l/min thanks to innovative water flow technology
- > Flow-optimised new heating system IES
- > Electronic safety system with air bubble detection, temperature and vent shut-off
- > Variable electrical connection options, spacious connection area for surface-mounted and recessed installation



Energy efficiency class A (Scale: A+ to F)	DCX Next L (18, 21, 24 o. 27kW) DCX13 Next L (11 o. 13.5kW) DCX12 Next L (8.8 o. 11.5kW)						
Maximum operating pressure [MPa (bar)]:	1 (10) ¹⁾						
Water connections (thread connections):	G1/2"						
Warmwasserleistung bei Δt = 28 K ^{2) 3)} [l/min]:	9.2 ⁴⁾	10.7 ⁴⁾	12.3 ⁴⁾	13.8 ⁴⁾	5.6 ⁴⁾	6.9 ⁴⁾	5.9 ⁴⁾
Switch-on flow rate / max. flow rate ⁵⁾ [l/min]:	1.5 / 8.0		1.5 / 5.0				
Nominal power rating bei 400 V [kW]:	18	21	24	27	11	13.5	
Nominal power rating bei 230 V [kW]:							8.8 11.5
Voltage:	permanent connection 3~ / PE 400 V AC						perm. con. 1~ / PE 220 - 240 V AC
Nominal current ³⁾ [A]:	26	30	35	39	16	20	38.3 50.0
Required cable diameter ³⁾ [mm ²]:	4.2	4.0	6.0	6.0	1.5	2.5	10.0
Test mark VDE GS & EMV / Protection class:	✓ / IP 25						
Specific water resistance at 15°C [Qcm] ≥ :	1100						1300
Nominal volume [litres]:	0.4						
Weight filled with water [kg]:	approx. 4.5			approx. 4.2			
Dimensions (height × width × depth) [cm]:	46.8 × 23.9 × 9.6						
Part number:	3200-36451		3200-36453		3200-36452		

¹⁾ Retail box: 53.5 × 29.5 × 16.5 cm / 5.0 kg UPP = 36/9, PU = 5 ¹⁾ Also approved for pressureless operation ²⁾ Temperature increase e.g. from 12°C to 40°C
³⁾ Depending on the selected power rating ⁴⁾ Mixed water ⁵⁾ Limited flow amount for optimal temperature increase

DCX Next



- > Electronically controlled instantaneous water heater for consistent hot water temperatures
- > Single-button control with five different colour LEDs to set one of five possible outlet temperatures: 35°C, 38°C, 42°C, 48°C and 55°C
- > Double safety system
- > Particularly low switch-on water volume from 1.5 l/min thanks to innovative water flow technology
- > Variable electrical connection options, spacious connection area for surface-mounted and recessed installation



Energy efficiency class A (Scale: A+ to F)	DCX Next (18, 21, 24 or 27kW adjustable) DCX13 Next (11 o. 13.5kW)					
Maximum operating pressure [MPa (bar)]:	1 (10) ¹⁾					
Water connections (thread connections):	G1/2"					
Warmwasserleistung bei Δt = 28 K ^{2) 3)} [l/min]:	9.2	10.7	12.3	13.8	5.6	6.9
Switch-on flow rate / max. flow rate ⁵⁾ [l/min]:	1.5 / 8.0 ⁵⁾		1.5 / 5.0 ⁵⁾			
Nominal power rating bei 400 V [kW]:	18	21	24	27	11	13.5
Voltage [3~ / PE 400 V AC]:	permanent connection					
Nominal current ³⁾ [A]:	26	30	35	39	16	20
Required cable diameter ³⁾ [mm ²]:	4	4	6	6	1.5	2.5
Test mark VDE GS & EMV / Protection class:	✓ / IP 25					
Specific water resistance at 15°C [Qcm] ≥ :	1100					
Nominal volume [litres]:	0.4					
Weight filled with water [kg]:	approx. 4.2					
Dimensions (height × width × depth) [cm]:	46.8 × 23.9 × 9.6					
Part number:	3200-36300			3200-36313		

¹⁾ Retail box: 53.5 × 29.2 × 16.5 cm / 4.83 kg UPP = 36/9, PU = 5 ¹⁾ Also approved for pressureless operation ²⁾ Temperature increase e.g. from 12°C to 40°C
³⁾ Depending on the selected power rating ⁴⁾ Mixed water ⁵⁾ Limited flow amount for optimal temperature increase

E-comfort instantaneous water heaters

DLX Next



- > Electronically controlled instantaneous water heater for consistent hot water temperatures
- > Single-button control with five different colour LEDs to set one of five possible outlet temperatures: 35°C, 38°C, 42°C, 48°C and 55°C
- > Double safety system
- > Particularly low switch-on water volume from 1.5 l/min
- > Variable electrical connection options, spacious connection area for surface-mounted and recessed installation



Energy efficiency class A (Scale: A+ to F)	DLX18 Next	DLX21 Next	DLX24 Next
Maximum operating pressure [MPa (bar)]:	1 (10) ¹⁾		
Water connections (thread connections):	G1/2"		
Warmwasserleistung bei Δt = 28 K ^{2) 3)} [l/min]:	9.2	10.7	12.3
Switch-on flow rate / max. flow rate [l/min]:	1.5 / 7.0 ⁴⁾	1.5 / 8.0 ⁴⁾	1.5 / 8.0 ⁴⁾
Nominal power rating bei 400 V [kW]:	18	21	24
Voltage [3~ / PE 400 V AC]:	permanent connection		
Nominal current [A]:	26	30	35
Required cable diameter [mm ²]:	4.0	4.0	6.0
Test mark VDE GS & EMV / Protection class:	✓ / IP 25		
Specific water resistance at 15°C [Qcm] ≥ :	1100		
Nominal volume [litres]:	0.4		
Weight filled with water [kg]:	approx. 4.2		
Dimensions (height × width × depth) [cm]:	46.8 × 23.9 × 9.6		
Part number:	3200-36218	3200-36221	3200-36224

¹⁾ Retail box: 53.5 × 29.2 × 16.5 cm / 4.92 kg UPP = 36/9, PU = 5 ¹⁾ Also approved for pressureless operation ²⁾ Temperature increase e.g. from 12°C to 40°C
³⁾ Mixed water ⁴⁾ Limited flow amount for optimal temperature increase

- > Electronically controlled basic instantaneous water heater
- > Outlet temperature 50°C (internally adjustable between 30°C and 60°C)
- > Double safety system
- > Particularly low switch-on water volume from 1.5 l/min
- > Variable electrical connection options, spacious connection area for surface-mounted and recessed installation

DBX Next



Energy efficiency class A (Scale: A+ to F)	DBX18 Next	DBX21 Next	DBX24 Next
Maximum operating pressure [MPa (bar)]:	1 (10) ¹⁾		
Water connections (thread connections):	G1/2"		
Warmwasserleistung bei Δt = 28 K ^{2) 3)} [l/min]:	9.2	10.7	12.3
Switch-on flow rate / max. flow rate [l/min]:	1.5 / 7.0 ⁴⁾	1.5 / 8.0 ⁴⁾	1.5 / 8.0 ⁴⁾
Nominal power rating bei 400 V [kW]:	18	21	24
Voltage [3~ / PE 400 V AC]:	permanent connection		
Nominal current [A]:	26	30	35
Required cable diameter [mm ²]:	4.0	4.0	6.0
Test mark VDE GS & EMV / Protection class:	✓ / IP 25		
Specific water resistance at 15°C [Qcm] ≥ :	1100		
Nominal volume [litres]:	0.4		
Weight filled with water [kg]:	approx. 4.2		
Dimensions (height × width × depth) [cm]:	46.8 × 23.9 × 9.6		
Part number:	3200-36118	3200-36121	3200-36124

¹⁾ Retail box: 53.5 × 29.2 × 16.5 cm / 5.07 kg UPP = 36/9, PU = 5 ¹⁾ Also approved for pressureless operation ²⁾ Temperature increase e.g. from 12°C to 40°C
³⁾ Mixed water ⁴⁾ Limited flow amount for optimal temperature increase

35 °C
Washing hands

38 °C
Showering

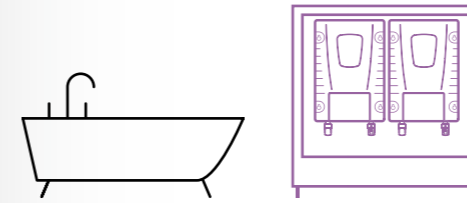
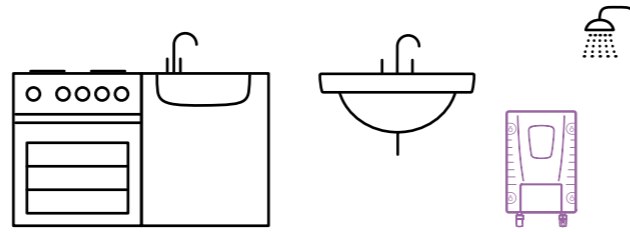
40 °C
Bathing



I-series
for concealed and
smart-integrated
installation

E-module instantaneous water heater

I-series at a glance



Premium

Fully electronically controlled with flow rate control

MPS® (Multiple Power System) Power rating adjustable at installation

Precise temperature selection

☼ Integrated Modbus RTU interface

📶 Wi-Fi function

📶 Bluetooth ~10m Range

📱 App control with free "Smart Control" app

For high hot water requirements (> 14 l/min, e.g. a wellness shower or communal showers)

ISX



NEW

ISX:
18, 21, 24, 27 kW / 400 V
ISX 13:
11 or 13.5 kW / 400 V
ISX 12:
8.8 or 11.5 kW / 230 V



ISX Twin



NEW

ISX Twin = 2 × ISX:
18, 21, 24, 27 kW / 400 V
Optionally with surface-mounted or flush-mounted cabinet

ISX – A new approach to instantaneous water heaters!



Easy to handle

No matter where the ISX is installed – it can be easily operated from anywhere with the supplied remote control.



Quick on the wall

The smart wall bracket enables quick installation without separate fixing. No template and no need to open the bonnet.

External device information

All important appliance information is located on the outside of the cover. No more long searching!

WiFi and Bluetooth®

Integrated WiFi and Bluetooth function for connection to smartphone and tablet (requires the free “Smart Control” app).



Modbus RTU interface

The power connection and the Modbus RTU interface for integration into the building and energy management system are easily accessible directly behind the inspection flap.

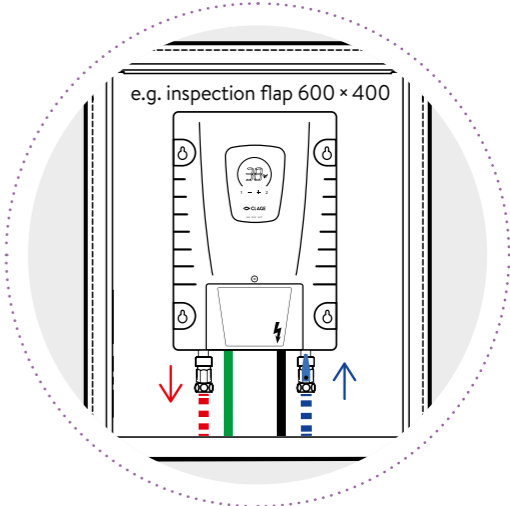
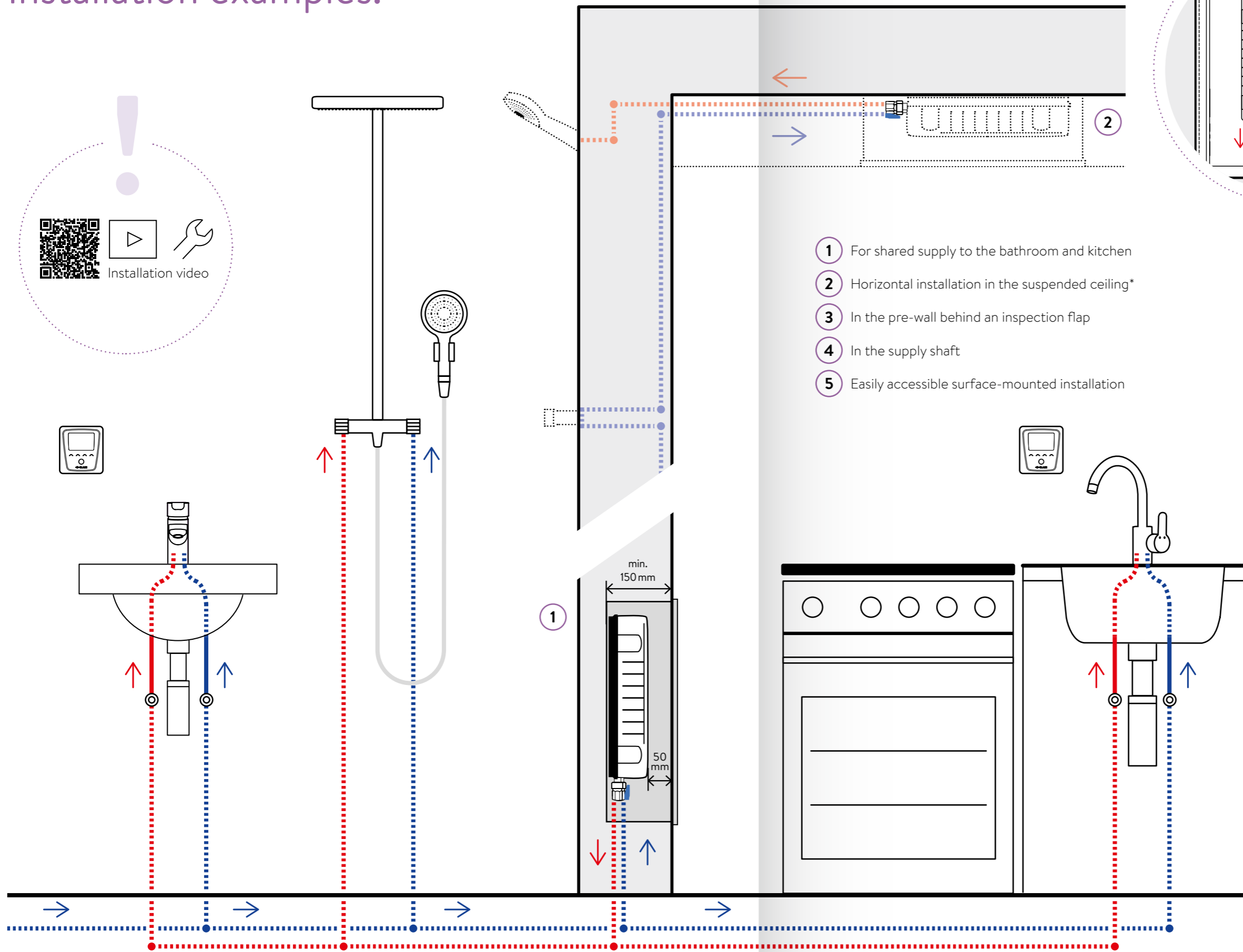

Shut-off valve immediately accessible

The integrated shut off valve also turns the ISX into an installation favourite.

External water connections

Instead of the common internal water connections for comfort instantaneous water heaters, the ISX has external connections.

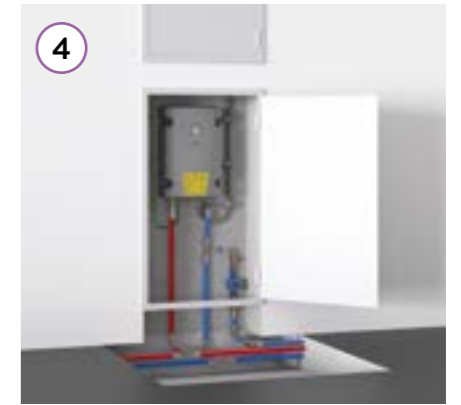
Installation examples.



- 1 For shared supply to the bathroom and kitchen
- 2 Horizontal installation in the suspended ceiling*
- 3 In the pre-wall behind an inspection flap
- 4 In the supply shaft
- 5 Easily accessible surface-mounted installation



Installation in the pre-wall in the bathroom



Installation in the supply shaft in the corridor



Surface-mounted installation in the utility room

*e.g. for a shower without a mixer tap, for a hygienic "one pipe solution". The temperature is set by remote control in the shower without adding cold water. Scalding protection is ensured electronically.

E-module instantaneous water heater

ISX



NEW

- Fosters energy-saving behavior
- Smart Control ready with tablet/smartphone
- Bluetooth remote control (included)
- Integrated Wi-Fi function
- Solar-ready up to 70°C inlet
- Multiple Power System MPS®
- Integrated Modbus RTU interface

The new ISX E-module instantaneous water heaters have been specially developed for concealed / pre-wall installation and is equipped with the latest electronic safety systems. The smart appliance can be wired to a building management system, but can also be conveniently controlled by remote control or via our "Smart Control" app.

- > Fully electronically controlled E-module instantaneous water heater with touch-sensitive control panel and LED display for convenient and economical hot water supply to one or more tap(s)
- > Temperature setting, definition of individual temperature profiles and viewing of consumption values via the supplied e-paper remote control FX Next or optionally via smartphone
- > Always precise temperatures between 20 °C and 60 °C with TWIN TEMPERATURE Control TTC® and SERVOTRONIC® dynamic flow rate control
- > Function for thermal treatment with 70 °C for more hygiene (not for ISX 13 due to insufficient power)
- > Electronic safety system with air bubble detection, temperature and pressure cut-off as well as water stop function
- > With Multiple Power System MPS, the maximum power consumption is defined during installation
- > Particularly low switch-on water volume from 1.5l/min thanks to innovative water flow technology
- > Integrated Wi-Fi and Bluetooth® function for connection to smartphone and tablet (the free "Smart Control" app is required)
- > Modbus RTU interface for integration into building control technology
- > Suitable for reheating preheated water (inlet temperature ≤ 70 °C)
- > Direct installation option as part of a pre-wall installation (if required in the optionally available CLAGE flush-mounted cabinet with inspection flap), in drywalls or over a suspended ceiling (without separate wall bracket)
- > Installation and electrical connection possible without removing the cover
- > Freely accessible water connection from below with 1/2 inch external thread and shut-off valve

Matching accessories:
Flush-mounted cabinets for ISX p. 96

Energy efficiency class A (Scale: A+ to F)	ISX (18, 21, 24, 27 kW)							ISX13 (11 o. 13.5 kW)	ISX12 (8.8 o. 11.5 kW)
Maximum operating pressure [MPa (bar)]:	1 (10) ¹⁾								
Water connections (thread connections):	G1/2"								
Warmwasserleistung bei Δt = 28 K ²⁾ [l/min]:	9.2 ⁴⁾	10.7 ⁴⁾	12.3 ⁴⁾	13.8 ⁴⁾	5.6 ⁴⁾	6.9 ⁴⁾	4.5	5.9 ⁴⁾	
Switch-on flow rate / max. flow rate [l/min]:	1.5 / automatic ⁵⁾								
Nominal power rating bei 400 V ⁶⁾ [kW]:	18	21	24	27	11	13.5			
Nominal power rating bei 230 V ⁶⁾ [kW]:							8.8	11.5	
Voltage [3~ / PE 400 V AC]:	permanent connection								
Voltage [1~ / N/ PE 220 - 240 V AC]:								perm. connection	
Nominal current ³⁾ [A]:	26	30	35	39	16	20	38.3	50.0	
Required cable diameter ³⁾ [mm ²]:	4	4	6	6	1.5	2.5	10	10	
Test mark VDE GS & EMV / Protection class:	✓ / IP 21								
Specific water resistance at 15 °C [Qcm] ≥ :	1100								1300
Nominal volume [litres]:	0.4								
Weight filled with water [kg]:	approx. 4.5								
Dimensions (height × width × depth) [cm]:	40.2 × 27.8 × 9.9								
Part number:	3200-36700			3200-36713			3200-36712		

¹⁾ Retail box: 57 × 33.2 × 15.6 cm / 5.73 kg UPP = 36/9, PU = 4 ²⁾ Also approved for pressureless operation ³⁾ Temperature increase e.g. from 12 °C to 40 °C ⁴⁾ Depending on the selected power rating ⁵⁾ Mixed water ⁶⁾ Depending on line pressure, selected temperature and inlet temperature ⁷⁾ The power setting affects the rated current, cable cross-section and hot water output



Installation in the bathroom

The most frequently used tapping points are the wash hand basin and the shower. The ISX is integrated into the pre wall precisely between these two points of use. The pipework for the washbasin and shower is already located in the pre-wall. Ideal for accommodating the ISX as well. The device is placed in an installation box with an inspection flap in the pre-wall. The direct connection is made via the surface mounted pipework. After installation, the ISX can be conveniently operated via the remote control, smartphone or Modbus RTU interface.



Hidden installation >








In the pre-wall behind an inspection flap.

E-module instantaneous water heater

ISX Twin

NEW




-  **ECO**
Fosters energy-saving behavior
-  **Smart Control**
ready with tablet/
smartphone
-  **Bluetooth**
remote control
(included)
-  **Integrated**
Wi-Fi
function
-  **Solar-ready**
up to 70 °C
inlet
-  **Multiple**
Power System
MPS®
-  **Integrated**
Modbus RTU
interface

This solution combines two e-module instantaneous water heaters to supply one or more tapping points with a high hot water demand (> 14 l/min, e.g. a wellness shower or communal showers). The devices are switched synchronously via the special TWIN software and temperature settings are automatically adopted by both devices. The ISX Twin has been specially developed for concealed/pre-wall installation and is equipped with state-of-the-art electronic safety systems. The smart appliance can be wired to a building management system, but can also be conveniently controlled by remote control or via our "Smart Control" app.

- > Complete set of two fully electronically controlled e-module instant water heaters with special installation frame and wireless remote control
- > Includes a special in-wall pipework kit and installation materials to increase the amount of water available when there is a high demand (e.g. for a spa shower)
- > With touch-sensitive control panel and LED display for convenient and economical hot water supply to one or more tap(s)
- > Temperature setting, definition of individual temperature profiles and viewing of consumption values via the supplied FX3 Bluetooth remote control or optionally via smartphone
- > Always precise temperatures between 20 °C and 60 °C with TWIN TEMPERATURE Control TTC® and SERVOTRONIC® dynamic flow rate control
- > Function for thermal treatment with 70 °C for more hygiene
- > Electronic safety system with air bubble detection, temperature and pressure cut-off as well as water stop function
- > Modbus RTU interface for integration into building control technology
- > Suitable for reheating preheated water (inlet temperature ≤ 70 °C)

Note: As the installation of the cabinet in a project usually precedes the installation of the two instantaneous water heaters, the instantaneous water heaters are not pre-assembled in the installation frame.



Energy efficiency class A (Scale: A+ to F)	ISX Twin* with surface-mounted cabinet / with flush-mounted cabinet			
Maximum operating pressure [MPa (bar)]:	1 (10)			
Temperature range [°C]:	20 to 60 [70]			
Water connections (thread connections):	G 1/2"			
Warmwasserleistung bei Δt = 28 K ^{1)3) 4)} [l/min]:	2 × 9.2	2 × 10.7	2 × 12.3	2 × 13.8
Warmwasserleistung bei Δt = 38 K ^{2)3) 4)} [l/min]:	2 × 6.8	2 × 7.9	2 × 9.0	2 × 10.2
Switch-on flow rate / max. flow rate [l/min]:	4 / automatic			
Nominal power rating ⁶⁾ [kW]:	2 × 18	2 × 21	2 × 24	2 × 27 ⁷⁾
Voltage [3~ / PE 400 V AC]:	two permanent connections			
Nennstrom je Gerät ³⁾⁶⁾ [A]:	26	30	35	39
Required cable diameter ³⁾⁵⁾ [mm ²]:	4.0	4.0	6.0	6.0
Test mark VDE GS & EMV / Protection class:	✓ / IP 21			
Specific water resistance at 15 °C [Ωcm] ≥ :	1100			
Nominal volume appliance / Nominal volume pipe system [litres]:	2 × 0.4 / 2 × 0.1			
Weight of the flush-mounted cabinet with 2 appliances and water filling [kg]:	22			
Dimensions of the single appliance (height × width × depth) [cm]:	46.8 × 23.9 × 9.6			
Dimensions of the surface-mounted cabinet (height × width × depth) [cm]:	77.2 × 73.1 × 14			
Dimensions of the flush-mounted cabinet (height × width × depth) [cm]:	72.4 × 74.8 × 15.6			
Part number:	3200-37133 with surface-mounted cabinet / 3200-37134 with flush-mounted cabinet			

¹⁾ Retail box: 80 × 75 × 16.5 cm ²⁾ PU = 1 ³⁾ Adjustable to 2×18, 2×21, 2×24 or 2×27 kW ⁴⁾ Temperature increase e.g. from 12 °C to 40 °C ⁵⁾ Temperature increase from e.g. 12 °C to 50 °C
⁶⁾ Depending on the selected power rating ⁷⁾ Minimum required cable cross-section per device; maximum 10 mm² for top cable connection ⁸⁾ Related to 400 V nominal voltage
⁹⁾ For 27 kW: Nominal voltage 400 V

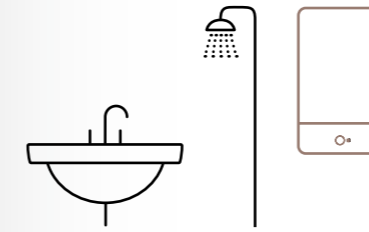
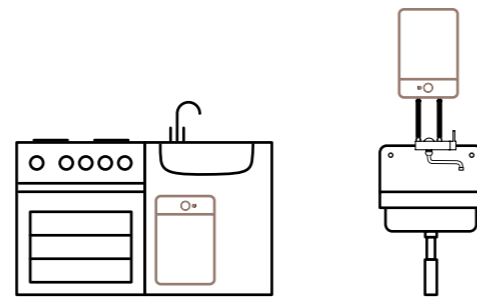


For increased water requirements > for example, for several shared showers or a wellness bathroom

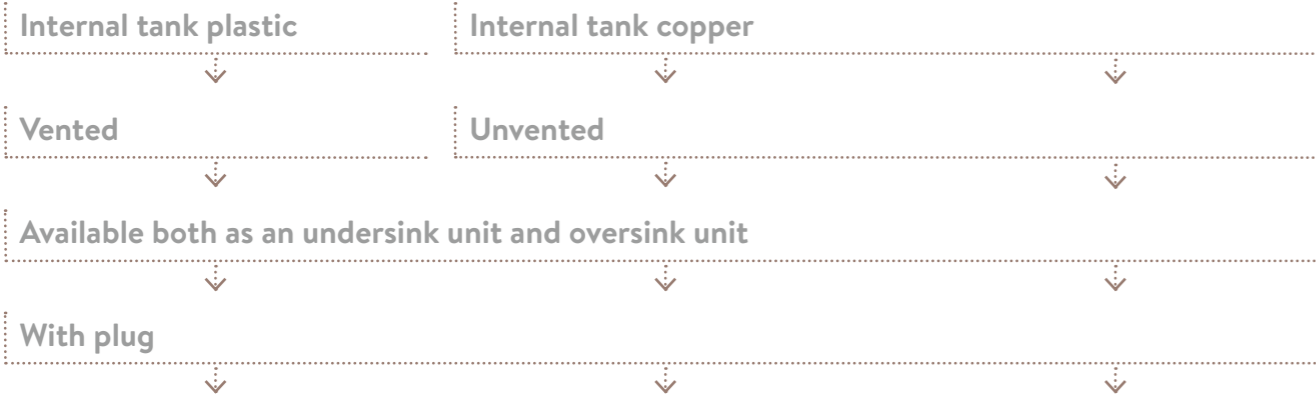
Electric
storage
water heater



Electric storage water heaters at a glance



Small storage water heaters 5 – 15 litres



S5



S5-O/S5-U:
2kW / 230V

S10



S10-O/S10-U:
2.2kW / 230V

S15



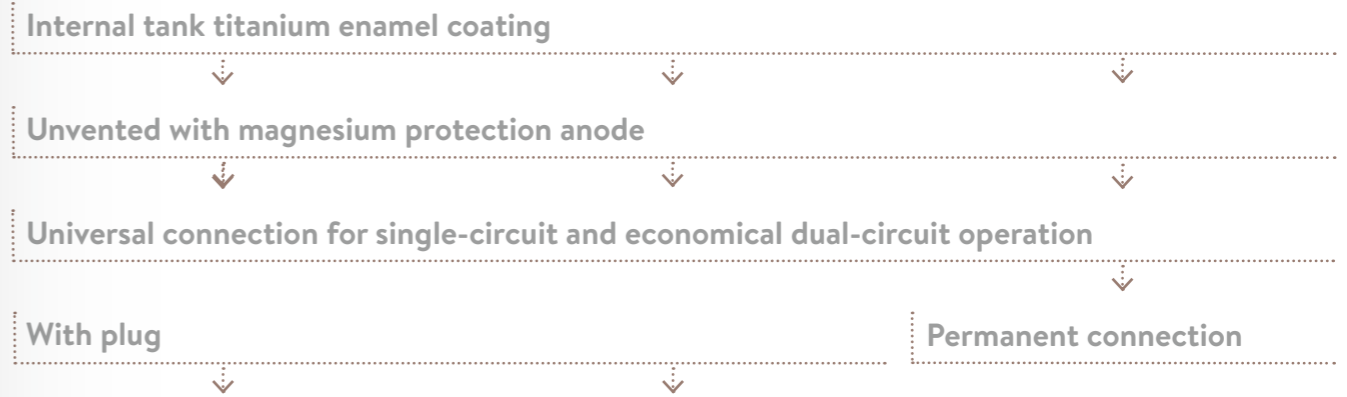
S15-O/S15-U:
2.2kW / 230V

S5-U/SNT



S5-U/SNT:
2kW / 230V

Wall-mounted storage water heaters 30 – 120 litres



S30 Smart



S30 Smart:
2kW / 230V

S50 / 80 / 100



S50 / 80 / 100:
2kW / 230V

SX50 / 80 / 100 / 120








SX50:
0.75kW / 230V – 4.5kW / 400V
SX80:
1.0kW / 230V – 6.0kW / 400V
SX100:
1.0 / 230V – 6.0kW / 400V
SX120:
2.0 / 230V – 6.0kW / 400V


Small storage water heaters 5 litres

S5-O/S5-U



- > Small storage water heater as oversink unit or undersink unit
- > Polypropylene tank (5 litre capacity)
- > Recyclable insulation
- > Temperature control approx. 35 °C to 85 °C with energy-saver range, optional temperature limitation
- > Automatic frost protection
- > Operating display
- > Resettable safety temperature limiter
- > Only for vented installation (open-outlet tap required)

	  S5-O (oversink unit)	  S5-U (undersink unit)
Energy efficiency class  (Scale: A+ to F)	A	
Type:	vented	
Water connections (thread connections):	G1/2"	G3/8"
Temperature range [°C]:	approx. 35 – 85	
Mixed water amount 40 °C ²⁾ [litres]:	approx. 9.1	
Nominal power rating [kW]:	2.0	
Voltage [1~/N/PE 230V AC]:	with plug	
Nominal current [A]:	9	
Heating time $\Delta t = 55K^3)$ [min]:	10	
Standby power consumption at 65 °C [kWh / 24h]:	0.28	0.27
Internal tank:	plastic	
Function indicator:	✓	
Temperature limit adjustable to ... [°C]:	38 / 55 / 65	
Test mark VDE GS & EMV / Protection class:	✓ / IP 24	
Nominal volume [litres]:	5	
Weight filled with water [kg]:	approx. 8.5	
Dimensions (height × width × depth) [cm]:	37.6 × 25.6 × 22.8	
Part number:	4100-41052	4100-42052




 Retail box: 44 × 30 × 27 cm / 3.7 kg UPP = 40/8, PU = 5 1) At an inlet temperature of 12 °C and a content temperature of 65 °C 2) Temperature increase e.g. from 10 °C to 65 °C


S5-U/SNT



Temperature selection on the left, water volume selection on the right.

- > Small storage water heater as undersink unit in a set with matching two-handle mixer tap
- > Polypropylene tank (5 litre capacity)
- > Recyclable insulation
- > Temperature control approx. 35 °C to 85 °C with energy-saver range, optional temperature limitation
- > Automatic frost protection
- > Operating display
- > Resettable safety temperature limiter
- > Vented installation

	  S5-U/SNT (undersink unit with open-outlet tap)
Energy efficiency class  (Scale: A+ to F)	A
Type:	vented
Water connections (thread connections):	G3/8"
Temperature range [°C]:	approx. 35 – 85
Mixed water amount 40 °C ²⁾ [litres]:	approx. 9.1
Nominal power rating [kW]:	2.0
Voltage [1~/N/PE 230V AC]:	with plug
Nominal current [A]:	29
Heating time $\Delta t = 55K^3)$ [min]:	10
Standby power consumption at 65 °C [kWh / 24h]:	0.27
Internal tank:	plastic
Function indicator:	✓
Temperature limit adjustable to ... [°C]:	38 / 55 / 65
Test mark VDE GS & EMV / Protection class:	✓ / IP 24
Nominal volume [litres]:	5
Weight filled with water [kg]:	approx. 8.5
Dimensions (height × width × depth) [cm]:	37.6 × 25.6 × 22.8
Part number:	4100-42055






 Retail box: 46 × 35 × 32 cm / 5 kg UPP = 25/5, PU = 2 1) At an inlet temperature of 12 °C and a content temperature of 65 °C 2) Temperature increase e.g. from 10 °C to 65 °C


Small storage water heaters 10 to 15 litres

S10-O/S10-U



- > Small storage water heater as oversink unit or undersink unit
- > With unvented internal copper tank (10 litre capacity)
- > Electromechanical temperature control
- > Automatic frost protection
- > Operating display
- > Resettable safety temperature limiter
- > Highly effective thermal insulation
- > Suitable for both open-outlet and – in connection with a safety assembly – for closed-outlet installation (also with two taps)








	  S10-O (oversink unit)	  S10-U (undersink unit)
Energy efficiency class  (Scale: A+ to F)	A	
Type, Maximum operating pressure [MPa (bar)]:	unvented ¹⁾ ; 0.8 (8)	
Water connections (thread connections):	G1/2"	G3/8"
Temperature range [°C]:	5 °C (❄) / 30 °C – 35 °C (ECO) / 55 °C / 80 °C (MAX)	
Mischwassermenge 40 °C ²⁾ [Liter]:	approx. 20	
Nominal power rating [kW]:	2.2	
Voltage [1~/N/PE 230V AC]:	with plug, Schuko Type-F (CEE 7/7)	
Nominal current [A]:	10	
Heating time $\Delta t = 55K^3)$ [min]:	17	
Standby power consumption at 65 °C [kWh / 24h]:	0.30	0.34
Internal tank:	copper	
Function indicator:	✓	
Test mark VDE GS & EMV / Protection class:	✓ / IP 24	
Nominal volume [litres]:	10	
Weight filled with water [kg]:	approx. 16.5	
Dimensions (height × width × depth) [cm]:	45.2 × 30.0 × 28.5	
Part number:	4100-41103	4100-42103


 Retail box: 47 × 31 × 31.5 cm / 7.1 kg UPP = 25/5, PU = 2 1) Suitable for both open-outlet and closed-outlet installation 2) With an inlet temperature of 15 °C and a content temperature of 65 °C 3) Temperature increase e.g. from 15 °C to 70 °C

- > Small storage water heater as oversink unit or undersink unit
- > With unvented internal copper tank (10 litre capacity)
- > Electromechanical temperature control
- > Automatic frost protection
- > Operating display
- > Resettable safety temperature limiter
- > Highly effective thermal insulation
- > Suitable for both open-outlet and – in connection with a safety assembly – for closed-outlet installation (also with two taps)

S15-O/S15-U



	   S15-O (oversink unit)	  S15-U (undersink unit)
Energy efficiency class (Scale: A+ to F)	 B	 A
Type, Maximum operating pressure [MPa (bar)]:	unvented ¹⁾ ; 0.8 (8)	
Water connections (thread connections):	G1/2"	G3/8"
Temperature range [°C]:	5 °C (❄) / 30 °C – 35 °C (ECO) / 55 °C / 80 °C (MAX)	
Mischwassermenge 40 °C ²⁾ [Liter]:	approx. 24	
Nominal power rating [kW]:	2.2	
Voltage [1~/N/PE 230V AC]:	with plug, Schuko Type-F (CEE 7/7)	
Nominal current [A]:	10	
Heating time $\Delta t = 55K^3)$ [min]:	26	
Standby power consumption at 65 °C [kWh / 24h]:	0.43	0.49
Internal tank:	copper	
Function indicator:	✓	
Test mark VDE GS & EMV / Protection class:	✓ / IP 24	
Nominal volume [litres]:	15	
Weight filled with water [kg]:	approx. 22.5	
Dimensions (height × width × depth) [cm]:	45.2 × 30.0 × 28.5	
Part number:	4100-41153	4100-42153

 Retail box: 47 × 31 × 31.5 cm / 7.7 kg UPP = 25/5, PU = 2 1) Suitable for both open-outlet and closed-outlet installation 2) With an inlet temperature of 15 °C and a content temperature of 65 °C 3) Temperature increase e.g. from 15 °C to 70 °C

Wall-mounted storage heaters from 30 to 100 litres

S 30 Smart



- > Wall-mounted storage heater (30 litre capacity)
- > With unvented internal enamel-coated steel tank
- > Temperature selection in seven steps from 10 °C to a max. of 75 °C
- > With programmable smart function for adjustment of the heat output to user behaviour, operating display
- > Automatic anti-legionella function
- > Thermostat with overheating protection, magnesium protective anode
- > Particularly good PU hard foam insulation



Energy efficiency class B (Scale: A+ to F)	S30 Smart
Type, Maximum operating pressure [MPa (bar)]:	unvented; 0.6 (6)
Water connections (thread connections):	G1/2"
Temperature range [°C]:	10 – 75
Mixed water amount 40 °C ¹⁾ [litres]:	approx. 54
Nominal power rating ²⁾ [kW]:	2.0
Voltage [1~/N/PE 230 V AC]:	with plug, Schuko Type-F (CEE 7/7)
Heating time Δt = 45 K ³⁾ [min]:	50
Weekly power consumption with intelligent control [kWh]:	13.05
Weekly electricity consumption without intelligent control [kWh]:	16.22
Internal tank:	specialty enamelled steel
Function indicator:	✓
Single-circuit operation:	✓
Test mark VDE GS & EMV / Protection class:	✓ / IP 24
Nominal volume [litres]:	29.1
Weight filled with water [kg]:	approx. 49
Dimensions (height × width × depth) [cm]:	51.0 × 42.0 × 44.5
Part number:	4100-41030

¹⁾ Retail box: 63 × 50 × 49 cm / 21 kg UPP = 12/4, PU = 1 ²⁾ With an inlet temperature of 15 °C and a content temperature of 60 °C ³⁾ Temperature increase e.g. from 15 °C to 60 °C

S 50, 80, 100



- > Wall-mounted storage heater (50, 80 or 100 litre capacity)
- > With unvented internal enamel-coated steel tank
- > Temperature selection between 8 °C and 70 °C
- > With thermometer to display the actual temperature
- > Operating display
- > Thermostat with overheating protection, magnesium protective anode
- > Particularly good PU hard foam insulation



Energy efficiency class C (Scale: A+ to F)	S50	S80	S100
Type, Maximum operating pressure [MPa (bar)]:	unvented; 0.6 (6)		
Water connections (thread connections):	G1/2"		
Temperature range [°C]:	≤ 70		
Mixed water amount 40 °C ¹⁾ [litres]:	approx. 100	160	200
Nominal power rating ²⁾ [kW]:	2.0		
Voltage [1~/N/PE 230 V AC]:	with plug, Schuko Type-F (CEE 7/7)		
Nominal current [A]:	9		
Heating time Δt = 45 K ³⁾ [min]:	90	140	180
Standby power consumption at 65 °C [kWh / 24h]:	0.80	0.98	1.18
Internal tank:	specialty enamelled steel		
Function indicator:	✓		
Temperature indicator:	✓		
Test mark VDE GS & EMV / Protection class:	✓ / IP 25D		
Nominal volume [litres]:	50	80	100
Weight filled with water [kg]:	approx. 70	approx. 105	approx. 129
Dimensions (height × width × depth) [cm]:	61.3 × 49.3 × 49.9	84.1 × 49.3 × 49.9	99.3 × 49.3 × 49.9
Part number:	4100-43850	4100-43880	4100-43900


¹⁾ Retail box S 50: 67 × 54.4 × 54.5 cm / 21 kg UPP = 16/4, PU = 1 Retail box S 80: 90 × 53.5 × 54.5 cm / 27.3 kg UPP = 12/4, PU = 1 Retail box S 100: 106 × 54.5 × 54.5 cm / 31.45 kg UPP = 8/4, PU = 1
²⁾ With an inlet temperature of 15 °C and a content temperature of 65 °C ³⁾ Temperature increase e.g. from 15 °C to 60 °C

Wall-mounted storage heaters from 50 to 120 Liter

SX 50, 80, 100, 120



- > Wall-mounted storage heater (50, 80, 100 or 120 litre capacity)
- > With unvented internal enamel-coated steel tank
- > With titanium enamel coating and magnesium protection anode
- > Temperature selection between 40 °C, 60 °C or 85 °C
- > With electronic temperature control (use of night-time electricity tariff possible)
- > Temperature limitation to 40 °C or 60 °C possible
- > Premium stainless steel heating elements with inspection flange and drain nozzle
- > Universal connection for single-circuit and economical dual-circuit operation
- > Highly effective insulation



Energy efficiency class C (Scale: A+ to F)	SX50	SX80	SX100	SX120
Type:	unvented; 0.6 (6)			
Water connections (thread connections):	G1/2"			
Temperature range [°C]:	40 / 60 / 85			
Mixed water amount 40 °C ¹⁾ [litres]:	approx. 90	142	180	216
Nominal power rating ²⁾ [kW]:	0.75 / 4.5	1.0 / 6.0	1.0 / 6.0	2.0 / 6.0
Voltage [1~/N/PE 230 V AC]:	1~/N/PE 230 V AC, 2~/N/PE 230 V AC, 3~/N/PE 230 V AC			
Nominal current ²⁾ [A]:	3 / 11	4 / 6	4 / 6	7 / 6
Heating time Δt = 45 K ³⁾ [min]:	37 / 220 ⁵⁾	44 / 264 ⁵⁾	55 / 330 ⁵⁾	66 / 198 ⁵⁾
Standby power consumption at 65 °C [kWh / 24h]:	0.59	0.82	0.99	1.14
Internal tank:	steel with protective titanium enamel coating			
Function indicator / hot water capacity indicator:	✓ / ✓			
Push-button control panel / quick-heat button:	✓ / ✓			
Test mark VDE GS & EMV / Protection class:	✓ / IP 24D			
Nominal volume [litres]:	50	80	100	120
Weight filled with water [kg]:	approx. 71	approx. 106	approx. 133	approx. 162
Dimensions (height × width × depth) [cm]:	61.3 × 53.0 × 51.6	84.1 × 53.0 × 51.6	99.3 × 53.0 × 51.6	115.3 × 53.0 × 51.6
Part number:	4100-43050	4100-43080	4100-43100	4100-43120

¹⁾ Retail box SX 50: 68 × 60 × 60 cm / 25.8 kg UPP = 12/4, PU = 1 Retail box SX 80: 90 × 60 × 60 cm / 33.2 kg UPP = 8/4, PU = 1 Retail box SX 100: 106 × 60 × 60 cm / 37.4 kg UPP = 8/4, PU = 1 Retail box SX 120: 123 × 60 × 60 cm / 42.4 kg UPP = 4/4, PU = 1 ²⁾ With an inlet temperature of 15 °C and a content temperature of 65 °C ³⁾ Related to rated voltage 230 V or 400 V ⁴⁾ Follow the regulations of your local energy provider ⁵⁾ Temperature increase e.g. from 15 °C to 60 °C ⁵⁾ Heating time at "Max." or "Min." setting

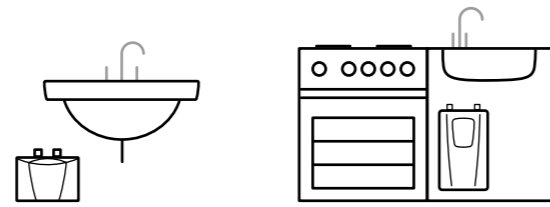


The large storage volumes of the storage heaters enable high mixed water volumes.



Taps & accessories

Taps at a glance



For washbasins

For kitchen sinks

For disposal sink

For showers

Sensor tap, touch-free operation

Open-outlet

Closed-outlet

With activatable hygienic flush



Open-outlet taps for washbasins

EWT



- > Single-lever washbasin tap
- > Delivers warm water at the ideal usage temperature when lever is in a central position
- > Nickel and lead-free water lines
- > With EASY FIX mounting system
- > With three flexible connecting hoses

EWT	
Suitable for:	M-SERIES
Type:	vented
Water connections (thread connections):	3/8"
With pull-up drain stopper	✓
Aerator set included:	✓
Outreach [cm]:	11.2
Dimension (height) [cm]:	15.1
Part number:	1100-04420

Retail box: 9 × 21.5 × 40 cm / 2.23kg PU = 10

END



- > Single-lever washbasin tap
- > With Easy fix mounting system
- > With three flexible connecting hoses

END	
Suitable for:	M-SERIES SMALL STORAGE WATER HEATERS
Type:	vented
Water connections (thread connections):	3/8"
With pull-up drain stopper	✓
Aerator set included:	✓
Outreach [cm]:	10.6
Dimension (height) [cm]:	11.1
Part number:	1100-04410

Retail box: 7 × 16 × 51.5 cm / 1.8kg PU = 10

SNM



- > Two-handle washbasin tap
- > With swivel spout
- > With three flexible connecting hoses

SNM	
Suitable for:	M-SERIES C-SERIES SMALL STORAGE WATER HEATERS
Type:	vented
Water connections (thread connections):	3/8"
Aerator set included:	✓
Outreach [cm]:	16.0
Dimension (height) [cm]:	22.5
Part number:	1100-04200

Retail box: 8 × 16 × 21 cm / 1.2kg PU = 10

SNT



- > Two-handle mixer tap
- > With swivel spout
- > For undersink installation
- > With three flexible connecting hoses

SNT	
Suitable for:	SMALL STORAGE WATER HEATERS
Type:	vented
Water connections (thread connections):	3/8"
Aerator set included:	✓
Outreach [cm]:	15.5
Dimension (height) [cm]:	23.5
Part number:	4100-02100

Retail box: 37 × 23.5 × 6 cm / 1.8kg PU = 10

Sensor taps for washbasins

AEB



- > Electronically controlled sensor tap
- > Side lever for temperature adjustment
- > With 6 V battery operation
- > Touch-free operation
- > For the washbasin with activatable hygienic flush
- > With three flexible connecting hoses

AEB	
Suitable for:	M-SERIES
Type:	vented
Water connections (thread connections):	3/8"
Aerator set:	integrated
Outreach [cm]:	11.0
Dimension (height) [cm]:	13.3
Part number:	1100-04250

Retail box: 7.5 × 23.5 × 38 cm / 2.04kg PU = 10

AEN



- > Electronically controlled sensor tap
- > Side lever for temperature adjustment
- > With 230 V power supply adapter
- > Touch-free operation
- > For the washbasin with activatable hygienic flush
- > With three flexible connecting hoses
- > Ideally suited for E-mini instant water heaters

AEN	
Suitable for:	M-SERIES
Type:	vented
Water connections (thread connections):	3/8"
Aerator set:	integrated
Outreach [cm]:	11.0
Dimension (height) [cm]:	13.3
Part number:	1100-04255

Retail box: 7.5 × 23.5 × 38 cm / 2.04kg PU = 10

AEB-C



- > Electronically controlled sensor tap
- > Side lever for temperature adjustment
- > With 6 V battery operation
- > Touch-free operation
- > For the washbasin with activatable hygienic flush
- > With two flexible connecting hoses (closed-outlet)

AEB-C	
Suitable for:	M-SERIES C-SERIES D-SERIES I-SERIES
Type:	unvented
Water connections (thread connections):	3/8"
Aerator set:	integrated
Outreach [cm]:	11.0
Dimension (height) [cm]:	13.3
Part number:	1100-04260

Retail box: 7.5 × 23.5 × 38 cm / 2.04kg PU = 10

AEN-C



- > Electronically controlled sensor tap
- > Side lever for temperature adjustment
- > With 230 V power supply adapter
- > Touch-free operation
- > For the washbasin with activatable hygienic flush
- > With two flexible connecting hoses (closed-outlet)

AEN-C	
Suitable for:	M-SERIES C-SERIES D-SERIES I-SERIES
Type:	unvented
Water connections (thread connections):	3/8"
Aerator set:	integrated
Outreach [cm]:	11.0
Dimension (height) [cm]:	13.3
Part number:	1100-04265

Retail box: 7.5 × 23.5 × 38 cm / 2.04kg PU = 10

Sensor tap / tap for the kitchen sink

EKE, BBW, SNG



- > Automatic single-lever sink mixer tap, swivel spout
- > With side operating lever and sensor electronics*
- > Continuous temperature regulation via side control lever
- > Activatable hygienic rinse (automatic rinse every 12 or 24 hours), adjustable water run-on time
- > With two flexible connecting hoses 3/8 inch



Simply hold your hand in front of the sensor and hot water flows.

	EKE	BBW*	SNG*
Suitable for:	C-SERIES D-SERIES I-SERIES		
Type:	closed-outlet		
Water connections (thread connections):	3/8"		
Aerator set included:	integrated		
Outreach [cm]:	21.5		
Dimensions (height) [cm]:	37.5		
Part number:	1100-04235	89516	89484

Retail box EKE: 60 × 26,5 × 9 cm / 3,44 kg PU = 5
Retail box BBW: 18 × 10 × 4 cm / 0,07 kg PU = 1 Retail box SNG: 9 × 6 × 5 cm / 0,07 kg PU = 1
* Battery box BBW (6 V) or plug-in power supply unit SNG (220 – 240 V) must be ordered separately

EAK



- > Single-lever tap
- > With side lever
- > Swivel spout
- > With three flexible connecting hoses 3/8 inch



	EAK
Suitable for:	M-SERIES C-SERIES SMALL STORAGE WATER HEATERS
Type:	open-outlet
Water connections (thread connections):	3/8"
Aerator set included:	integrated
Outreach [cm]:	20.0
Dimensions (height) [cm]:	29.6
Part number:	1100-04430

Retail box EAK: 6.8 × 22 × 41 cm / 1,93 kg PU = 10

Taps for kitchen sinks

EKA



- > Single-lever tap
- > With pull-out rinse sprayer
- > With three flexible connecting hoses 3/8 inch



	EKA
Suitable for:	C-SERIES SMALL STORAGE WATER HEATERS
Type:	open-outlet
Water connections (thread connections):	3/8"
Aerator set included:	✓
Outreach [cm]:	20.0
Dimensions (height) [cm]:	15.0
Part number:	1100-04230

Retail box: 7 × 33.5 × 59.5 cm / 2,3 kg PU = 10

EKM



- > Single-lever tap
- > With swivel spout
- > With three flexible connecting hoses 3/8 inch

	EKM
Suitable for:	M-SERIES C-SERIES SMALL STORAGE WATER HEATERS
Type:	open-outlet
Water connections (thread connections):	3/8"
Aerator set included:	integrated
Outreach [cm]:	21.0
Dimensions (height) [cm]:	16.9
Part number:	1100-04223

Retail box: 7.5 × 36 × 29 cm / 1,55 kg PU = 10

Wall-mounted taps for sinks

CSO



- > Single-lever wall-mounted mixer tap for oversink installation
- > With swivel spout



CSO

Suitable for:	C-SERIES
Type:	open-outlet
Water connections (thread connections):	1/2"
Aerator set included:	integrated
Outreach [cm]:	16.0
Part number:	1100-04165

Retail box: 13 × 28 × 17 cm / 2.12 kg PU = 10

SSO



- > Single-lever wall-mounted mixer tap for oversink installation
- > With swivel spout



SSO

Suitable for:	SMALL STORAGE WATER HEATERS
Type:	vented
Water connections (thread connections):	1/2"
Aerator set included:	✓
Outreach [cm]:	16.0
Part number:	4100-01250

Retail box: 13 × 28 × 17 cm / 2.12 kg PU = 10

SNO



- > Two-lever wall-mounted mixer tap for oversink installation
- > With swivel spout and combination valve



SNO

Suitable for:	SMALL STORAGE WATER HEATERS
Type:	open-outlet
Water connections (thread connections):	1/2"
Aerator set	integrated
Outreach [cm]:	16.0
Part number:	4100-0110

Retail box: 8.5 × 17.5 × 32.5 cm / 1.39 kg PU = 10

SMB / LS



- > Oversink mixer tap with swivel spout and thread connection



SMB / LS

Suitable for:	M-SERIES*
Type:	open-outlet
Water connections (thread connections):	3/8"
Aerator set included:	✓
Outreach [cm]:	16.0
Part number:	1100-04100

Retail box: 6.4 × 11.5 × 21 cm / 0.7 kg PU = 10 * For E-mini instantaneous water heater M-O

SME



- > Single-lever oversink mixer tap
- > With swivel spout and screw connection



SME

Suitable for:	M-SERIES*
Type:	vented
Water connections (thread connections):	3/8"
Aerator set included:	✓
Outreach [cm]:	16.0
Part number:	1100-04150

Retail box: 8.5 × 15 × 21 cm / 0.9 kg PU = 10 * For E-mini instantaneous water heater M-O

LS



- > Swivel spout with thread connection for wall fixtures SMB and SME
- > With thread M 22 at the outlet



LS 12 | LS 20 | LS 30

Suitable for:	M-SERIES		
Water connections (thread connections):	1/2"		
Outreach [cm]:	12.0	20.0	30.0
Part number:	0010-0052	0010-0054	0010-0055

Retail box LS12: 3 × 25 × 11 cm / 0.09 kg PU = 10 Retail box LS20: 3 × 33 × 11 cm / 0.11 kg PU = 10
Retail box LS30: 3 × 43 × 11 cm / 0.14 kg PU = 10



Oversink mixer tap SMB / LS for the washbasin

Taps for showers

CXH



- > Shower head for instant water heaters 4 to 13 kW
- > Chromed
- > Anti-limescale insert with rubber studs
- > 3 jet modes: soft, normal, massage



CXH

Suitable for:	M-SERIES C-SERIES D-SERIES I-SERIES
Water connections:	1/2"
Shower head [Ø cm]:	9.75
Length [cm]:	24.5
Part number:	0300-0086

Retail box: 10.7 × 27.2 × 5 cm / 0.24 kg



Water-saving hand shower – ideal for compact instantaneous water heaters

CXK, CXKA



- > Overhead shower for instant water heaters, chrome, with ball joint
- > Anti-limescale insert
- > **Shower arm CXKA:** 40 cm with mounting plate



CXK | CXKA

Suitable for:	C-SERIES	D-SERIES	I-SERIES
Max. operating pressure [MPa (bar)]:	0.8 (8)		
Water connections:	1/2"		
Shower head [Ø cm]:	25		
Length [cm]:			40
Max. flow rate [l/min]:	10		
Part number:	0300-00880	0300-00890	


Retail box CXK: 25.5 × 25.5 × 6.5 cm / 0.67 kg PU = 10
Retail box CXKA: 7 × 7 × 43 cm / 0.36 kg PU = 10





For a ceiling water outlet or optionally with shower arm

Aerators for tap adapters, female and male threads

Using the correct aerator at the tap is particularly important for electric hot water heaters. The aerators mix air into the water and thus create a uniform water stream that does not splatter but softly cascades down. The aerated water stream supports the energy- and water-saving operation of the mini instant water heater. The aerators are manufactured with high-precision plastics technology and are available as inserts or complete with a fitting tap adapter.




Aerator Guide

	MCX3 / MCX4 MBH3 / MBH4 M3 / M4	MBH6/7 M6 / M7	MCX6/7	C-Series
CSP3	 ✓		✓	
CSP6		✓	✓	✓

Aerators for tap adapters

> Aerator insert for tap adapter M22/24 at the tap




	CSP3	CSP6
Suitable for:	M-SERIES	C-SERIES
Max. flow rate [l/min]:	≤ 2l / min	≤ 3.5l / min
Part number:	0010-00421	0010-00461

Retail box: 2 × 10.4 × 20.3 cm / 0.03 kg VUPP = 10

Aerators for male threads

> Aerator with chrome tap adapter M24a (suitable for taps with female threads at the outlet)




	CSP3a	CSP6a
Suitable for:	M-SERIES	C-SERIES
Max. flow rate [l/min]:	≤ 2l / min	≤ 3.5l / min
Part number:	0010-0043	0010-0047

Retail box: 2 × 10.4 × 20.3 cm / 0.03 kg VUPP = 10

Aerators for female threads

> Aerator with chrome tap adapter M22i (suitable for taps with male threads at the outlet)




	CSP3i	CSP6i
Suitable for:	M-SERIES	C-SERIES
Max. flow rate [l/min]:	≤ 2l / min	≤ 3.5l / min
Part number:	0010-0042	0010-0046

Retail box: 2 × 10.4 × 20.3 cm / 0.03 kg PU = 10

Aerators for storage water heaters

> For vented storage water heaters



	CSS	CSSi
Suitable for:	SMALL STORAGE WATER HEATERS	
Type:	for tap adapter M22 / 24	with tap adapter M22i (chrome)
Part number:	0010-00504	89125

Retail box: 2 × 10.4 × 20.3 cm / 0.05 kg PU = 10



Aerator set



> Set consisting of green mounting wrench for aerator, one CSP3a aerator and one additional CSP3 aerator insert.

	Aerator set
Suitable for:	M-SERIES
Max. flow rate [l/min]:	≤ 2l / min
Part number:	9100-92150

Retail box: 2.5 × 11 × 5 cm / 0.06 g PU = 12

Save water and energy with the right aerator.
Tip: Clean or replace the aerator regularly.

Hot-air hand dryer



- > Hot-air hand dryer with electronic infrared sensor for touch-free, fully automatic switching on and off
- > Focussed, pleasant airflow
- > Integrated mounting plate and anti-theft protection thanks to cover plate
- > Safety shut-off after 35 seconds continuous use
- > Connection cable approx. 25 cm

	WHT
Colour:	pure white RAL 9010
Nominal power rating ¹⁾ [kW]:	3.5
Voltage [1~ / N / PE 220 – 240 V AC]:	with plug, Schuko Type-F (CEE 7/7)
Nominal current ¹⁾ [A]:	4.3
Motor output [kW]:	1.0
Noise level [dB]:	69
Relative drying time [sec]:	17
Test mark VDE GS & EMV / Protection class:	✓ / IP 23
Weight with wall mount [kg]:	approx. 3.0
Dimensions (height × width × depth) [cm]:	30.4 × 26.8 × 18.2
Part number:	7000-70300

Retail box: 21.5 × 32.5 × 35 cm / 3.9 kg PU = 6 ¹⁾ Related to rated voltage 230 V



Quick and hygienic hand drying

Accessories for E-instantaneous water heaters

FXS Next



Bluetooth
remote control


- > FX Next wireless remote control (for M/C-series: from year of manufacture 2022 / for D-series: from year of manufacture 2021) with high-contrast e-paper display, real glass cover and sensor keys for convenient temperature adjustment
- > Plus Bluetooth wireless adapter as a set for installation in the DEX Next, CEX / CEX-U and MCX instantaneous water heaters
- > In addition to user controls directly at the unit, the wireless remote control with high-contrast e-paper display and sensor keys allows a convenient temperature adjustment of the instantaneous water heater at interior distances of up to ten metres
- > Secure Bluetooth wireless transmission, magnetic wall bracket and batteries (included)



	FXS Next (C)	FXS Next (M, D)
Suitable for:	C-SERIES M-SERIES D-SERIES	
Protection class:	IP 24	
Dimensions (height × width × depth) [cm]:	9.8 × 9.0 × 2.6	
Part number:	3200-34024	3200-34025

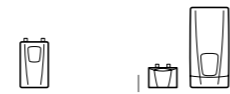
Retail box: 16.4 × 9.9 × 3.7 cm / 0.28 kg PU = 10

FXS 3



Bluetooth
remote control

- > FX 3 wireless remote control (for M/C-series: from year of manufacture 2022 / for D-series: from year of manufacture 2021) Bluetooth wireless adapter in a set for installation in the DEX Next, CEX / CEX-U and MCX instantaneous water heater
- > In addition to user controls directly at the unit, the remote control allows a convenient temperature adjustment of the instantaneous water heater at interior distances of up to ten metres
- > Secure Bluetooth wireless transmission, infinitely variable temperature selection via two buttons, two preset buttons and LCD indicator, with magnetic wall bracket, batteries (included)



	FXS 3 (C)	FXS 3 (M, D)
Suitable for:	C-SERIES M-SERIES D-SERIES	
Protection class:	IP 20	
Dimensions (height × width × depth) [cm]:	5.8 × 12.5 × 1.9	
Part number:	3200-34027	3200-34020

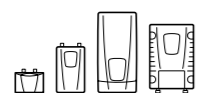
Retail box: 14.5 × 21.5 × 6 cm / 0.27 kg PU = 10

FX Next



Bluetooth
remote control

- > Additional wireless control with high-contrast e-paper display, real glass cover and sensor keys for convenient temperature setting of the instantaneous water heater DSX Touch, DEX Next, CEX / CEX-U, CFX-U, MCX (from year of manufacture 2022) or ISX at interior distances of up to ten metres
- > Secure Bluetooth wireless transmission, magnetic wall bracket and batteries (included)



	FX Next
Suitable for:	M-SERIES C-SERIES D-SERIES I-SERIES
Protection class:	IP 24
Dimensions (height × width × depth) [cm]:	9.8 × 9.0 × 2.6
Part number:	3200-34023

Retail box: 16.4 × 9.9 × 3.7 cm / 0.26 kg PU = 10

FX 3



Bluetooth
remote control

- > Additional wireless control (for M/C-series: from year of manufacture 2022 / for D-series: from year of manufacture 2021) for a convenient temperature adjustment of DSX Touch, DEX Next, CEX / CEX-U, CFX-U, MCX or ISX Twin instantaneous water heaters at interior distances of up to ten metres
- > Secure Bluetooth wireless transmission, infinitely variable temperature selection via two buttons, two preset buttons and LCD indicator, with magnetic wall bracket, batteries (ncluded)




	FX3
Suitable for:	M-SERIES C-SERIES D-SERIES I-SERIES
Protection class:	IP 20
Dimensions (height × width × depth) [cm]:	5.8 × 12.5 × 1.9
Part number:	3200-34021

Retail box: 14.5 × 21.5 × 6 cm / 0.27 kg PU = 10

Accessories for E-instantaneous water heaters

FXE 3



Bluetooth

- > Bluetooth wireless adapter for installation in the instantaneous water heater to connect the electric instantaneous water heater DEX Next, CEX / CEX-U or MCX with the smartphone / tablet or the CLAGE remote control
- > This extension is required if the units are not yet equipped with an FX 3 or FX Next remote control



	FXE 3 (C)	FXE 3 (M, D)
Suitable for:	C-SERIES M-SERIES D-SERIES	
Part number:	3200-34026	3200-34022

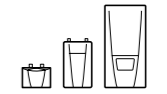
Retail box: 3 × 14.5 × 10 cm / 0.04 kg PU = 10

FX



Wireless
remote control

- > Wireless remote control for instantaneous water heater (from year of manufacture 2017-2021) MCX, CEX / CEX-U and DEX, with wireless adapter for installation in the instantaneous water heater
- > Convenient temperature adjustment of the instantaneous water heater at interior distances of up to ten metres
- > Secure, bidirectional wireless transfer, two-button temperature selection plus two preset buttons and LCD indicator, with magnetic wall bracket, batteries (included)



	FX
Suitable for:	M-SERIES* C-SERIES* D-SERIES*
Protection class:	IP 20
Dimensions (height × width × depth) [cm]:	6 × 12.5 × 2
Part number:	2400-26090

Retail box: 14.5 × 21.5 × 6 cm / 0.3 kg PU = 10 *Year of manufacture 2017-2021

LAB



- > Load shedding module with pre-installed cables, contactor and load shedding relay
- > For joint connection of an 11 kW instant water heater and an electromechanical cooker at a cooker terminal outlet box, if no separate outlet is available for the instantaneous water heater



	LAB
Suitable for:	C-SERIES
Protection class:	IP 55
Dimensions (height × width × depth) [cm]:	18 × 13 × 8
Part number:	82260

Retail box: 16 × 20.5 × 30 cm / 2.28 kg PU = 10

T-piece



- > Special T-piece 3/8 inch cap nut × 3/8 inch angle valve, 10 mm



	T-piece
Suitable for:	M-SERIES C-SERIES
Part number:	89610
Price plus VAT. [Euro]:	15.00

Retail box: 2 × 11 × 17.5 cm / 0,09 kg PU = 10

FVS



- > Flexible connecting hose
- > 3/8 inch cap nut × 3/8 inch cap nut



	FVS
Suitable for:	M-SERIES C-SERIES
Abmessungen (Länge) [cm]:	50
Part number:	89620

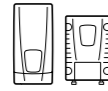
Retail box: 2 × 25 × 31 cm / 0.11 kg PU = 10

Accessories for E-instantaneous water heaters and storage water heaters

Flush-mounted cabinet



- > Built-in/flush mounted cabinet with inspection door and screed baffle for either flush or suspended pre-wall installation, allowing the instantaneous water heater to be installed in the cabinet together with the water meter or other components.
- > The instantaneous water heater can be mounted on the rails in the cabinet and is accessible at all times through the inspection flap.



Flush-mounted cabinet

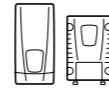
Suitable for:	D-SERIES I-SERIES
Dimensions (height × width × depth) [cm]:	72.4 × 74.8 × 15.6
Part number:	3200-36039

Retail box UP ISX: 80 × 75 × 16.5 cm / 18.32 kg PU = 1

Surface-mounted cabinet



- > Surface mounted cabinet with inspection door and screed baffle for either flush or suspended pre-wall installation, allowing the instantaneous water heater to be installed in the cabinet together with the water meter or other components.
- > The instantaneous water heater can be mounted on the rails in the cabinet and is accessible at all times through the inspection flap.



Surface-mounted cabinet

Suitable for:	D-SERIES I-SERIES
Dimensions (height × width × depth) [cm]:	77.2 × 73.1 × 14
Part number:	3200-36032

Retail box AP ISX: 80 × 75 × 16.5 cm PU = 1

RDX 3



- > Universal mounting frame for DSX Touch, DEX Next S, DEX Next, DCX Next, DLX Next and DBX Next
- > With electrical wiring and brass extension for special installations, e.g. electrical connection at any point behind the unit



RDX 3

Suitable for:	D-SERIES
Part number:	3200-36100

Retail box: 9 × 25 × 46 cm / 1 kg PU = 1

UDX



UDX

Suitable for:	D-SERIES
Part number:	3200-34110
Price plus VAT. [Euro]:	49.00

Retail box: 7.5 × 16 × 28.5 cm / 0.58 kg PU = 10

- > Pipe extension kit for undersink installation
- > With protruding water connectors G 3/8 inch above (mounting frame RDX or RDX3 required)

VDX



VDX

Suitable for:	D-SERIES
Part number:	3200-34120

Retail box: 7.5 × 16 × 28.5 cm / 0.58 kg PU = 10

- > Pipe extension kit for offset mounting or exchanged water connectors when replacing gas water heaters (mounting frame RDX or RDX3 required)

Accessories for storage water heaters

SGU



- > Undersink safety assembly
- > With non-return valve, pressure reducer and flexible connecting hoses
- > Complete with drain tundish for undersink installation with closed-outlet electric storage water heaters S10-U / S15-U



SGU

Suitable for:	SMALL STORAGE WATER HEATERS
Part number:	4100-0013

Retail box: 10.5 × 12 × 17.5 cm / 1.44 kg VU PP = 10

SGM



- > Oversink safety assembly (6 bar)
- > With pressure reducing valve up to 10 bar
- > Complete with drain tundish for installation with closed-outlet electric storage water heaters



SGM

Suitable for:	ELECTRIC STORAGE WATER HEATERS
Part number:	4100-0012

Retail box: 10.5 × 12 × 17.5 cm / 1.28 kg PU = 10

SGUT



- > Set of T-pieces for second tap



SGUT

Suitable for:	ELECTRIC STORAGE WATER HEATERS
Part number:	4100-0014

Retail box: 3 × 10.5 × 18.5 cm / 0.3 kg VU PP = 10

Lime converter AquaBion



- > Maintenance-free limescale converter system with zinc anode and brass housing as an alternative for reducing limescale build-up
- > For installation directly in the 1/2 inch cold water inlet of the appliance



AquaBion

Suitable for:	ELECTRIC STORAGE WATER HEATERS
Part number:	845065

Retail box: 6 × 11 × 15.5 cm / 0.367 kg PU = 1

SG



- > Oversink safety assembly (6 bar)
- > complete with drain tundish for installation with closed-outlet electric storage water heaters



SG

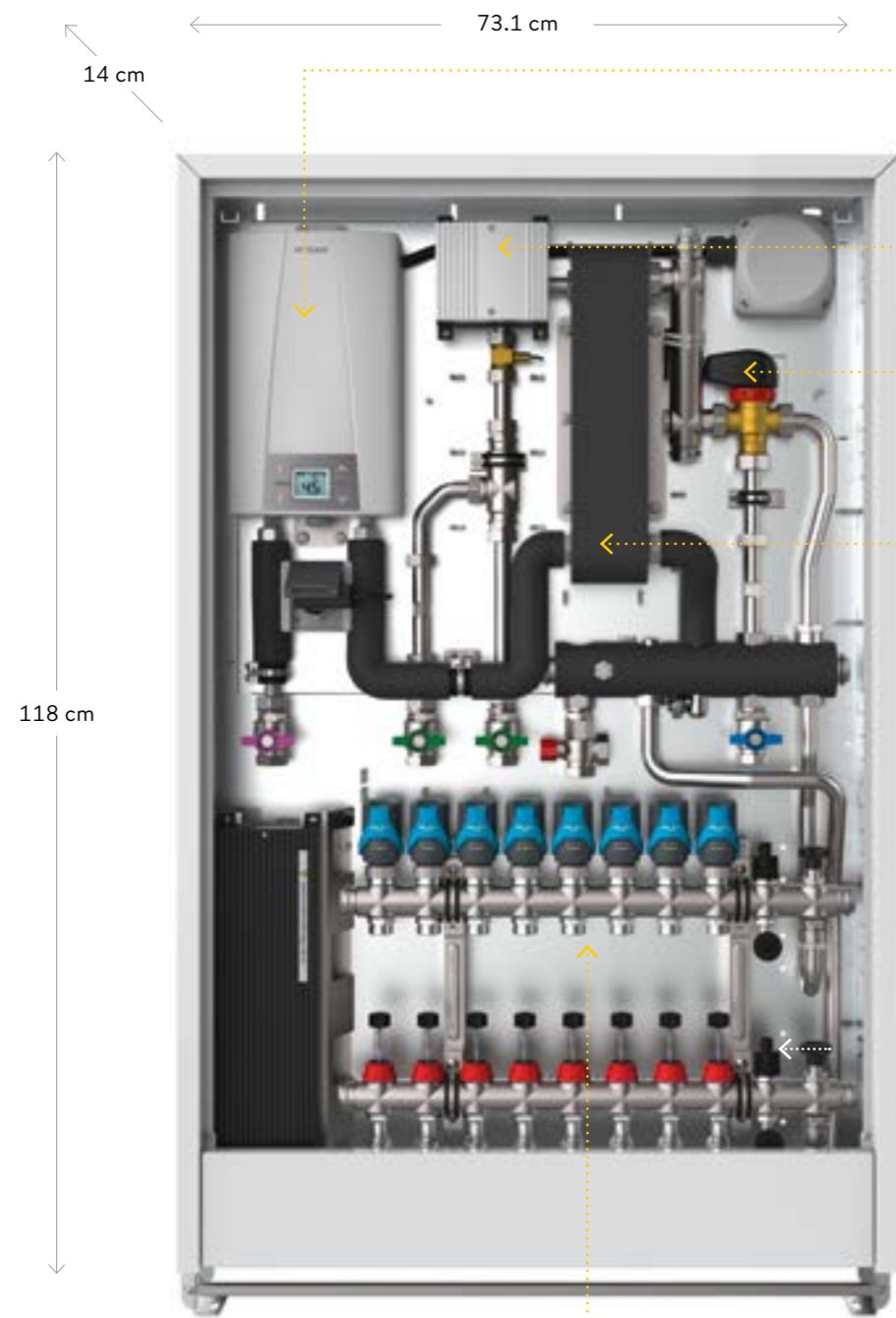
Suitable for:	ELECTRIC STORAGE WATER HEATERS
Part number:	4100-0011

Retail box: 10.5 × 12 × 17.5 cm / 1.11 kg PU = 10

Heat Interface Units



Customised and hygienic.



Display in surface-mounted box

Intelligent electric instantaneous water heater

The integrated electric instantaneous water heater offers a temperature setting between 20° and 60°C to the exact degree and regulates its power consumption independently, depending on requirements.

Controller for motorized control valve

The special electronic controller ensures that the domestic hot water temperature is maintained exactly, even with fluctuating flow temperatures.




ESBE motorized control valve

The motorized control valve can adjust the volume flow with high precision over the entire valve stroke as required.

Plate heat exchanger

The thermal length of the exchanger guarantees rapid cooling and a low return temperature. Available in different versions.



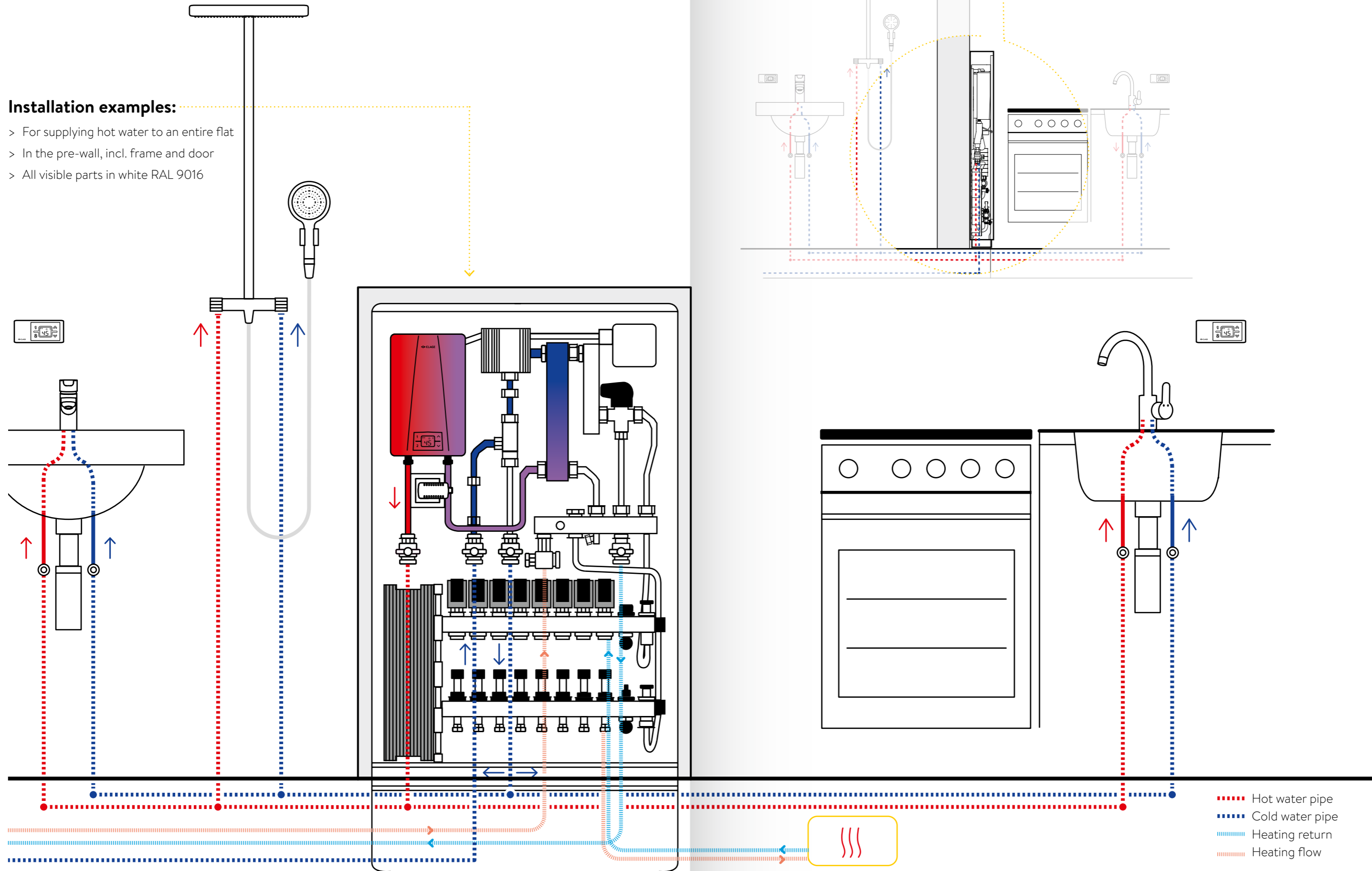
EGO actuator

Intelligent, autonomous electrothermal actuator for automatic and demand-led hydronic balancing of the heating circuits of a manifold in panel heating systems with individual room control.

Flush-mounted installation.

Installation examples:

- > For supplying hot water to an entire flat
- > In the pre-wall, incl. frame and door
- > All visible parts in white RAL 9016




Surface-mounted installation example

- Hot water pipe
- Cold water pipe
- Heating return
- Heating flow

Heat Interface Units

WS-Hybrid

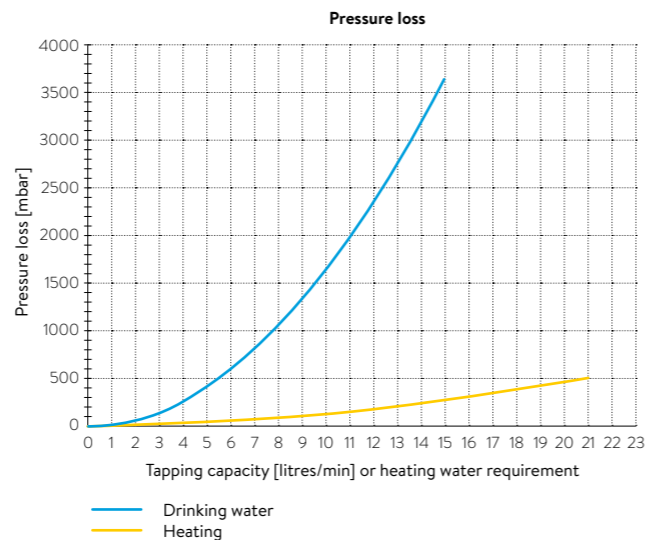
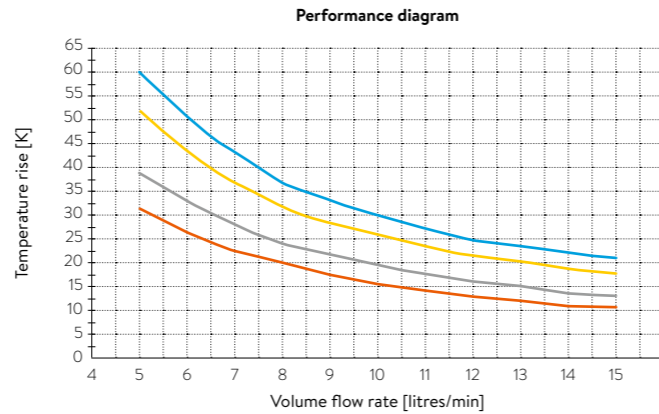


Description	
1	Plate heat exchanger Cu-soldered (optional: VA-soldered)
2	ESBE motorized control valve
3	Instantaneous water heater
4	Controller
5	Flow rate sensor
6	Fitting piece for heat meter 3/4" length 110 mm
7	Fitting piece for cold water meter 3/4" length 110 mm
8	Strainer
9	Power connection 400 Volt
10	Shut-off valve
11	Flush, fill, drain and vent valve
12	Underfloor heating manifold
13	Terminal strip 230 Volt
14	Surface-mounted socket for controller power supply unit (on site)
15	EGO actuator (see accessories)
a	Hot water outlet flat
b	Cold water inlet flat
c	Cold water outlet flat
d	Primary heating flow
e	Floor heating flow
f	Primary heating return
g	Floor heating return

Illustration without thermal insulation of the heat-conducting pipes

The WS-Hybrid Heat Interface Unit with an integrated heating circuit and plate-type heat exchangers for hygienic hot drinking water supply and control of the panel heating in a flat.

- > Electronically controlled Heat Interface Unit with priority switching
- > Decentralised hot water preparation using the flow-through principle with low heating flow temperatures (30 – 38 °C)
- > Electronically controlled instantaneous water heater ensures re-heating to the exact degree, temperature setting 20 – 60 °C
- > Variable tapping capacity of 12 – 25 l/min, depending on plate heat exchanger, see accessories
- > Domestic heating (up to 10 kW heat load) individually available all year round
- > Automatic hydronic balancing possible via EGO actuator, see accessories
- > Separate energy metering for each flat with fitting for heat meter 110 × 3/4 inch AG fld. and sensor connection (AGFW) M10 × 1 mm
- > Cold water meter fitting 110 × 3/4 inch AG fld.
- > Stainless steel pipework
- > Above-average COP of the heat pump
- > Including thermal insulation of all heat-conducting pipes
- > Optional remote control see page 95



	WS-Hybrid 13 kW in the surface-mounted cabinet / in the flush-mounted cabinet	WS-Hybrid 21 kW in the surface-mounted cabinet / in the flush-mounted cabinet
Application:	For heating and hot water	
Max. operating pressure heating / sanitary:	4 bar / 10 bar	
Max. operating temperature of heater:	45 °C	
Max. primary differential pressure heating [bar]:	1,0	
Heating:	750 l/h (kW 5,5) at primary heating temperature flow 38 °C and primary heating temperature return 32 °C	
Electrical connection for thermal actuator:	230 V/50 Hz for use: Room thermostat	
Approvals:	DVGW tested and approved	
Heat exchanger materials:	Plates 1,4404, Lot: Copper (standard)*	
Pipework materials heating / drinking water:	1,4301/1,4401	
Domestic hot water heating:	approx. 11 l/min at a heat transfer of 38 °C to 24 °C / 10 °C to 50 °C, electric post-heating 9.5 kW	approx. 15 l/min at a heat transfer of 38 °C to 24 °C / 10 °C to 50 °C, electric backup heating 21 kW
Electrical connection for E-instant water heater ¹⁾ :	3~ / PE 380 – 415 V AC, 20 A, 13.5 kW	3~ / PE 380 – 415 V AC, 30 A, 21 kW
Minimum cable cross-section:	2.5 mm ² at 13.5 kW	6 mm ² at 21 kW

* Optional stainless steel soldered plate heat exchanger, see accessories. The technical application limit values in water for heating and sanitation in the heat exchanger manufacturer's technical data sheets must be observed. Ask for data sheet separately. 1) Related to rated voltage 400 V

WS-Hybrid 13 kW in surface-mounted cabinet													
Plate heat exchanger:	copper soldered ¹⁾												
Cabinet dimensions (H × W × D) [mm]:	1,180 × 731 × 140						1,180 × 881 × 140						
Weight [kg]:	40.3	40.7	41.0	41.3	41.7	42.0	42.3	47.6	48.0	48.3	48.6		
Version with heating circuit distributor:	2 Hcd	3 Hcd	4 Hcd	5 Hcd	6 Hcd	7 Hcd	8 Hcd	9 Hcd	10 Hcd	11 Hcd	12 Hcd		
Part number:	5100-51712	5100-51713	5100-51714	5100-51715	5100-51716	5100-51717	5100-51718	5100-51719	5100-51720	5100-51721	5100-51722		

¹⁾ Retail box: 2 – 8 Heating circuit distributors: 240 × 800 × 1,200 mm / approx. 43.5 – 45.5 kg, 9 – 12 Heating circuit distributors: 180 × 935 × 1,200 mm / approx. 51.7 – 52.7 kg UPP = 4, PU = 1

WS-Hybrid 13 kW in flush-mounted cabinet													
Plate heat exchanger:	copper soldered ¹⁾												
Cabinet dimensions (H × W × D) [mm]:	1,180 × 724 × 120 – 160 ²⁾						1,180 × 874 × 120 – 160 ²⁾						
Weight [kg]:	37.3	37.6	38.0	38.3	38.6	39.0	39.3	46.0	46.3	46.7	47.0		
Version with heating circuit distributor:	2 Hcd	3 Hcd	4 Hcd	5 Hcd	6 Hcd	7 Hcd	8 Hcd	9 Hcd	10 Hcd	11 Hcd	12 Hcd		
Part number:	5100-51690	5100-51691	5100-51692	5100-51693	5100-51694	5100-51695	5100-51696	5100-51697	5100-51698	5100-51699	5100-51700		

¹⁾ Retail box: 2 – 8 Heating circuit distributors: 240 × 800 × 1,200 mm / approx. 40.9 – 42.9 kg, 9 – 12 Heating circuit distributors: 180 × 935 × 1,200 mm / approx. 50.6 – 51.6 kg UPP = 4, PU = 1

WS-Hybrid 21 kW in surface-mounted cabinet													
Plate heat exchanger:	copper soldered ¹⁾												
Cabinet dimensions (H × W × D) [mm]:	1,180 × 731 × 140						1,180 × 881 × 140						
Weight [kg]:	40.7	41.0	41.3	41.6	42.0	42.3	42.6	47.8	48.2	48.5	48.9		
Version with heating circuit distributor:	2 Hcd	3 Hcd	4 Hcd	5 Hcd	6 Hcd	7 Hcd	8 Hcd	9 Hcd	10 Hcd	11 Hcd	12 Hcd		
Part number:	5100-51723	5100-51724	5100-51725	5100-51726	5100-51727	5100-51728	5100-51729	5100-51730	5100-51731	5100-51732	5100-51733		

¹⁾ Retail box: 2 – 8 Heating circuit distributors: 240 × 800 × 1,200 mm / approx. 43.8 – 45.8 kg, 9 – 12 Heating circuit distributors: 180 × 935 × 1,200 mm / approx. 52.0 – 53.0 kg UPP = 4, PU = 1

WS-Hybrid 21 kW in flush-mounted cabinet													
Plate heat exchanger:	copper soldered ¹⁾												
Cabinet dimensions (H × W × D) [mm]:	1,180 × 724 × 120 – 160 ²⁾						1,180 × 874 × 120 – 160 ²⁾						
Weight [kg]:	37.6	38.0	38.3	38.6	39.0	39.3	39.6	46.3	46.6	47.0	47.3		
Version with heating circuit distributor:	2 Hcd	3 Hcd	4 Hcd	5 Hcd	6 Hcd	7 Hcd	8 Hcd	9 Hcd	10 Hcd	11 Hcd	12 Hcd		
Part number:	5100-51701	5100-51702	5100-51703	5100-51704	5100-51705	5100-51706	5100-51707	5100-51708	5100-51709	5100-51710	5100-51711		


¹⁾ Retail box: 2 – 8 Heating circuit distributors: 240 × 800 × 1,200 mm / approx. 41.2 – 43.2 kg, 9 – 12 Heating circuit distributors: 180 × 935 × 1,200 mm / approx. 50.9 – 51.9 kg UPP = 4, PU = 1

Plate heat exchanger surcharge			
Plate heat exchanger:	stainless steel soldered	copper soldered Conbraze*	stainless steel soldered Conbraze*
Part number:	5100-51771	5100-51779	5100-51772

* For up to 25 l/min mixed water flow rate

Heat Interface Units

WS-Smart

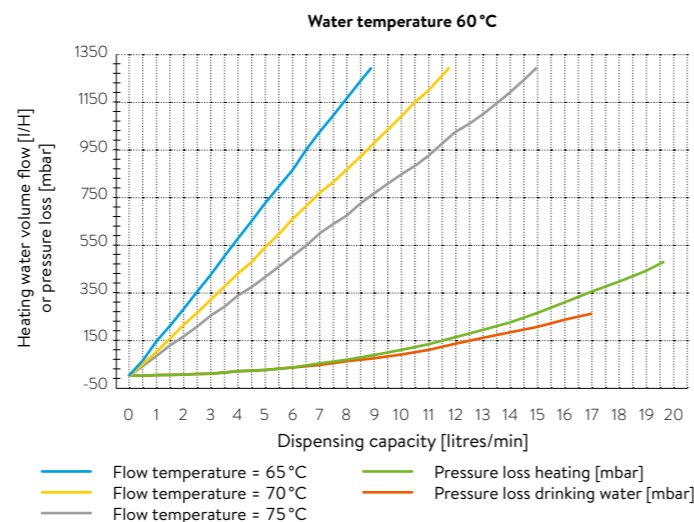
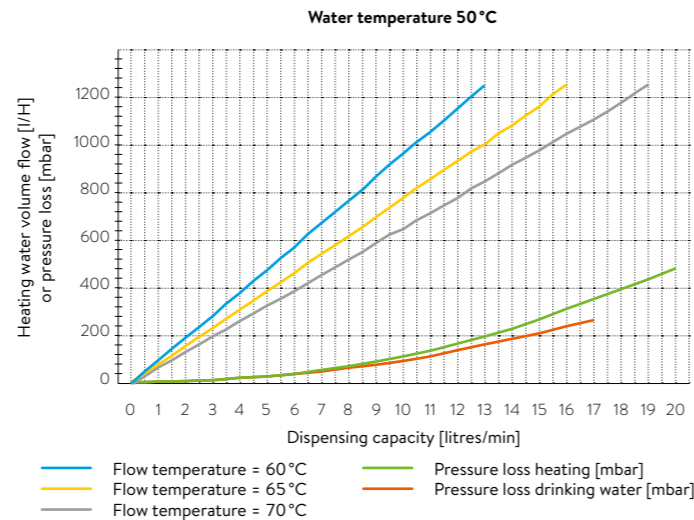


Description	
1	Plate heat exchanger Cu-soldered (optional: VA-soldered)
2	ESBE motorized control valve
3	Controller
4	Flow rate sensor
5	Fitting piece for heat meter 3/4" length 110 mm
6	Fitting piece for cold water meter 3/4" length 110 mm
7	Strainer
8	KBR fixed set point control group with pump
9	Fixed value controller 20 – 50 °C
10	Underfloor heating manifold
11	Safety temperature limiter
12	Terminal strip 230 Volt
13	EGO actuator (see accessories)
a	Cold water outlet flat
b	Cold water inlet flat
c	Hot water outlet flat
d	Primary heating flow
e	Floor heating flow
f	Primary heating return
g	Floor heating return
h	Return flow panel heating 3/4" AG with cone
i	Flow surface heating 3/4" AG with cone

Illustration including connection of 2nd heating circuit
 Illustration without thermal insulation of the heat-conducting pipes

The WS-Smart Heat Interface Unit with integrated heating circuit and plate heat exchanger is used for the hygienic supply of drinking water and also for the supply and control of panel heating systems with a fixed-value controller 20 – 50 °C with integrated pump.

- > Electronically controlled Heat Interface Unit with priority switching
- > Decentralised hot water preparation using the flow-through principle
- > Variable tapping capacity of 12 – 25 l/min, depending on plate heat exchanger, see accessories
- > Domestic heating (up to 10 kW heat load) individually available all year round
- > Flow temperature variably adjustable from 20 – 50 °C
- > With pump for floor heating circuit
- > Integrated regulating valve on the primary return for manual hydronic balancing
- > Automatic hydronic balancing possible via EGO actuator, see accessories
- > Integrated non-return valve and safety temperature limiter STB
- > Separate energy metering for each flat with fitting for heat meters 110 × 3/4 inch AG fld. and sensor connection (AGFW) M10 × 1 mm
- > Cold water meter fitting 110 × 3/4 inch AG fld.
- > Stainless steel pipework
- > Including thermal insulation of all heat-conducting pipes



WS-Smart in the surface-mounted cabinet / in the flush-mounted cabinet	
Application:	For heating and hot water
Max. operating pressure heating / sanitary:	4 bar / 10 bar
Max. operating temperature of heater:	55 – 75 °C
Max. primary differential pressure heating [bar]:	2.5
Heating:	750 l/h (5.5 kW) at primary heating temperature flow 38 °C and primary heating temperature return 32 °C
Electrical connection for thermal actuator:	230 V/50 Hz for use: Room thermostat
Domestic hot water heating:	approx. 17 l/min with a heat transfer from 65 °C to 34 °C / 10 °C auf 50 °C
Adjustable drinking water temperature:	45 – 60 °C
Approvals:	DVGW tested and approved
Heat exchanger materials:	Plates 1,4404, Lot: Copper (standard)*
Pipework materials heating / drinking water:	1,4301/1,4401

* Optional stainless steel soldered plate heat exchanger, see accessories. The technical application limit values in water for heating and sanitation in the heat exchanger manufacturer's technical data sheets must be observed. Ask for data sheet separately.



WS-Smart in surface-mounted cabinet											
Plate heat exchanger:	copper soldered ¹⁾										
Cabinet dimensions (H × W × D) [mm]:	1,180 × 732 × 140 ²⁾						1,180 × 882 × 140				
Weight [kg]:	31.8	42.5	42.9	43.2	43.6	44.0	47.6	48.0	48.3	48.6	49.0
Version with heating circuit distributor:	Without Hcd with high temp. outlet	2 Hcd	3 Hcd	4 Hcd	5 Hcd	6 Hcd	7 Hcd	8 Hcd	9 Hcd	10 Hcd	11 Hcd
Part number:	5100-51608	5100-51620	5100-51621	5100-51622	5100-51623	5100-51624	5100-51625	5100-51626	5100-51627	5100-51628	5100-51629

¹⁾ Retail box: High temperature outlet - 6 Heating circuit distributors 240 × 800 × 1,200 mm / 34.8 – 47.2 kg, 7 – 11 Heating circuit distributors: 180 × 935 × 1,200 mm / approx. 51.7 – 53.2 kg UPP = 4, PU = 1
²⁾ Optional stainless steel soldered plate heat exchanger ³⁾ Cabinet dimensions without Hcd (H × W × D): 860 × 731 × 140 mm



WS-Smart in flush-mounted cabinet											
Plate heat exchanger:	copper soldered ¹⁾										
Cabinet dimensions (H × W × D) [mm]:	1,180 × 724 × 120 – 160 ²⁾³⁾						1,180 × 874 × 120 – 160 ²⁾				
Weight [kg]:	29.8	39.5	39.8	40.2	40.6	41.0	46.0	46.4	46.7	47.0	47.5
Version with heating circuit distributor:	Without Hcd with high temp. outlet	2 Hcd	3 Hcd	4 Hcd	5 Hcd	6 Hcd	7 Hcd	8 Hcd	9 Hcd	10 Hcd	11 Hcd
Part number:	5100-51609	5100-51610	5100-51611	5100-51612	5100-51613	5100-51614	5100-51615	5100-51616	5100-51617	5100-51618	5100-51619

¹⁾ Retail box: High temperature outlet - 6 Heating circuit distributors 240 × 800 × 1,200 mm / 33.3 – 44.5 kg, 7 – 11 Heating circuit distributors: 180 × 935 × 1,200 mm / approx. 50.6 – 52.1 kg UPP = 4, PU = 1
²⁾ Optional stainless steel soldered plate heat exchanger ³⁾ Built-in frame ³⁾ Cabinet dimensions without Hcd (H × W × D): 860 × 724 × 120 – 160 mm



WS-Smart with 2nd heating circuit connection in surface-mounted cabinet											
Plate heat exchanger:	copper soldered ¹⁾										
Cabinet dimensions (H × W × D) [mm]:	1,180 × 732 × 140						1,180 × 882 × 140				
Weight [kg]:	43.6	43.9	44.3	44.7	45.0	48.6	49.0	49.4	49.7	50.1	
Version with heating circuit distributor:	2 Hcd	3 Hcd	4 Hcd	5 Hcd	6 Hcd	7 Hcd	8 Hcd	9 Hcd	10 Hcd	11 Hcd	
Part number:	5100-51640	5100-51641	5100-51642	5100-51643	5100-51644	5100-51645	5100-51646	5100-51647	5100-51648	5100-51649	

¹⁾ Retail box: 2 – 6 Heating circuit distributors: 240 × 800 × 1,200 mm / approx. 46.8 – 48.3 kg, 7 – 11 Heating circuit distributors: 180 × 935 × 1,200 mm / approx. 52.8 – 54.3 kg UPP = 4, PU = 1
²⁾ Optional stainless steel soldered plate heat exchanger



WS-Smart with 2nd heating circuit connection in flush-mounted cabinet											
Plate heat exchanger:	copper soldered ¹⁾										
Cabinet dimensions (H × W × D) [mm]:	1,180 × 724 × 120 – 160 ²⁾						1,180 × 874 × 120 – 160 ²⁾				
Weight [kg]:	40.5	40.9	41.3	41.6	42.0	47.1	47.5	47.8	48.2	48.5	
Version with heating circuit distributor:	2 Hcd	3 Hcd	4 Hcd	5 Hcd	6 Hcd	7 Hcd	8 Hcd	9 Hcd	10 Hcd	11 Hcd	
Part number:	5100-51630	5100-51631	5100-51632	5100-51633	5100-51634	5100-51635	5100-51636	5100-51637	5100-51638	5100-51639	

¹⁾ Retail box: 2 – 6 Heating circuit distributors: 240 × 800 × 1,200 mm / approx. 44.1 – 45.6 kg, 7 – 11 Heating circuit distributors: 180 × 935 × 1,200 mm / approx. 51.7 – 53.1 kg UPP = 4, PU = 1
²⁾ Optional stainless steel soldered plate heat exchanger ²⁾ Built-in frame

Plate heat exchanger surcharge

Plate heat exchanger:	stainless steel soldered	copper soldered Conbraze*	stainless steel soldered Conbraze*
Part number:	5100-51771	5100-51779	5100-51772

* For up to 25 l/min

WS-Hybrid-TWWB



The WS-Hybrid-TWWB Heat Interface Unit with integrated plate heat exchanger is used exclusively for the hygienic supply of drinking water.

- > Electronically controlled Heat Interface Unit
- > Decentralised hot water preparation using the flow-through principle with variable heating flow temperatures (35 – 60 °C)
- > Electronically controlled instantaneous water heater ensures re-heating to the exact degree, temperature setting 20 – 60 °C
- > Variable tapping capacity of 12 – 25 l/min, depending on plate heat exchanger, see accessories
- > Separate energy metering for each flat with fitting for heat meters 110 × 3/4 inch AG fld. and sensor connection (AGFW) M10 × 1 mm
- > Cold water meter fitting 110 × 3/4 inch AG fld.
- > Stainless steel pipework
- > Above-average COP of the heat pump
- > Including thermal insulation of all heat-conducting pipes
- > Optional remote control see page 95

Performance diagrams see page 104

Description	
1	Plate heat exchanger Cu-soldered (optional: VA-soldered)
2	ESBE motorized control valve
3	Instantaneous water heater
4	Controller
5	Flow rate sensor
6	Fitting piece for heat meter 3/4" length 110 mm
7	Fitting piece for cold water meter 3/4" length 110 mm
8	Strainer
9	Power connection 400 Volt
10	Surface-mounted socket for controller power supply unit (on site)
a	Hot water outlet flat
b	Cold water inlet flat
c	Cold water outlet flat
d	Primary heating flow
e	Primary heating return

Illustration without thermal insulation of the heat-conducting pipes

	WS-Hybrid 13 kW TWWB in surface-mounted cabinet / in flush-mounted cabinet	WS-Hybrid 21 kW TWWB in surface-mounted cabinet / in flush-mounted cabinet
Application:	For hot water	
Max. operating pressure heating / sanitary:	4 bar / 10 bar	
Max. operating temperature of heater:	60 °C	
Max. primary differential pressure heating [bar]:	1.0	
Approvals:	DVGW tested and approved	
Heat exchanger materials:	Plates 1,4404, Lot: Copper (standard)*	
Pipework materials heating / drinking water:	1,4301 / 1,4401	
Domestic hot water heating:	approx. 11 l/min at a heat transfer of 38 °C to 24 °C / 10 °C to 50 °C, electric post-heating 9.5 kW	approx. 11 l/min at a heat transfer of 38 °C to 24 °C / 10 °C to 50 °C, electric post-heating 9.5 kW
Electrical connection for E-instant water heater ¹⁾ :	3~ / PE 380 – 415 V AC, 20 A, 13.5 kW	3~ / PE 380 – 415 V AC, 30 A, 21 kW
Minimum cable cross-section:	2.5 mm ² at 13.5 kW	6 mm ² at 21 kW

*The technical application limit values in water for heating and sanitation in the heat exchanger manufacturer's technical data sheets must be observed. Ask for data sheet separately.
1) Related to rated voltage 400 V


	WS-Hybrid 13 kW TWWB in surface-mounted cabinet		WS-Hybrid 13 kW TWWB in flush-mounted cabinet		WS-Hybrid 21 kW TWWB in surface-mounted cabinet		WS-Hybrid 21 kW TWWB in flush-mounted cabinet	
Plate heat exchanger:	copper soldered	stainless steel soldered	copper soldered	stainless steel soldered	copper soldered	stainless steel soldered	copper soldered	stainless steel soldered
Cabinet dimensions (H × W × D) [mm]:	860 × 731 × 140		860 × 724 × 120 – 160 ¹⁾		860 × 731 × 140		860 × 724 × 120 – 160 ¹⁾	
Weight [kg]:	34.5		32.5		34.5		32.5	
Part number:	5100-51602	5100-51603	5100-51600	5100-51601	5100-51606	5100-51607	5100-51604	5100-51605

¹⁾Retail box WS-Hybrid 13 kW TWWB / WS-Hybrid 21 kW TWWB in surface-mounted cabinet: 240 × 800 × 1,200 mm / approx. 37.8 kg UPP = 4, PU = 1
Retail box WS-Hybrid 13 kW TWWB / WS-Hybrid 21 kW TWWB in flush-mounted cabinet: 240 × 800 × 1,200 mm / approx. 36 kg UPP = 4, PU = 1 1) Built-in frame

Plate heat exchanger surcharge		
Plate heat exchanger:	copper soldered Conbraze*	stainless steel soldered Conbraze*
Part number:	5100-51779	5100-51772

* For up to 25 l/min mixed water flow rate

WS-Smart-TWWB



The WS-Smart-TWWB Heat Interface Unit with integrated plate heat exchanger is used exclusively for the hygienic supply of drinking water.

- > Electronically controlled Heat Interface Unit
- > Decentralised hot water preparation using the flow-through principle
- > Variable tapping capacity of 12 – 25 l/min, depending on plate heat exchanger, see accessories
- > Separate energy metering for each flat with fitting for heat meters 110 × 3/4 inch AG fld. and sensor connection (AGFW) M10 × 1 mm
- > Cold water meter fitting 110 × 3/4 inch AG fld.
- > Stainless steel pipework
- > Including thermal insulation of all heat-conducting pipes

Performance diagrams see page 106

	WS-Smart-TWWB in surface-mounted cabinet / in flush-mounted cabinet
Application:	For hot water
Max. operating pressure heating / sanitary:	4 bar / 10 bar
Max. operating temperature of heater:	55 – 75 °C
Max. primary differential pressure heating [bar]:	2.5
Approvals:	DVGW tested and approved
Heat exchanger materials:	Plates 1,4404, Lot: Copper (standard)*
Pipework materials heating / drinking water:	1,4301 / 1,4401
Domestic hot water heating:	approx. 17 l/min at a heat transfer of 65 °C to 34 °C / 10 °C to 50 °C
Adjustable domestic water temperature:	45 – 60 °C
Approvals:	DVGW tested and approved
Heat exchanger materials:	Plates 1,4404, Lot: Copper (standard)*
Pipework materials heating / drinking water:	1,4301 / 1,4401

*The technical application limit values in water for heating and sanitation in the heat exchanger manufacturer's technical data sheets must be observed. Ask for data sheet separately.

Description	
1	Plate heat exchanger Cu-soldered (optional: VA-soldered)
2	ESBE motorized control valve
3	Controller
4	Flow rate sensor
5	Fitting piece for heat meter 3/4" length 110 mm
6	Fitting piece for cold water meter 3/4" length 110 mm
7	Strainer
a	Cold water outlet flat
b	Cold water inlet flat
c	Hot water outlet flat
d	Primary heating flow
e	Primary heating return

Illustration without thermal insulation of the heat-conducting pipes

	WS-Smart-TWWB in surface-mounted cabinet		WS-Smart-TWWB in flush-mounted cabinet	
Plate heat exchanger:	copper soldered	stainless steel soldered	copper soldered	stainless steel soldered
Cabinet dimensions (H × W × D) [mm]:	860 × 731 × 140		860 × 724 × 120 – 160 ¹⁾	
Weight [kg]:	31.8		29.8	
Part number:	5100-51736	5100-51737	5100-51734	5100-51735

¹⁾Retail box WS-Smart TWWB in surface-mounted cabinet: 240 × 800 × 1,200 mm / approx. 34.8 kg UPP = 4, PU = 1
Retail box WS-Smart TWWB in flush-mounted cabinet: 240 × 800 × 1,200 mm / approx. 33.3 kg UPP = 4, PU = 1 1) Built-in frame

Plate heat exchanger surcharge		
Plate heat exchanger:	copper soldered Conbraze*	stainless steel soldered Conbraze*
Part number:	5100-51779	5100-51772

* For up to 25 l/min mixed water flow rate

Accessories for Heating interface unit

EGO-actuators + terminal strip 230V



Intelligent, autonomous 230V electrothermal actuator for automatic and demand-led hydronic balancing of the heating and cooling circuits of a manifold in panel heating systems with individual room control.

- > Normally closed
- > Mounting on manifolds with thermostatic valve inserts
- > M30 × 1.5 with quick-release fastener
- > The terminal strip enables individual assignment of the heating circuit to the room thermostat via a selection dial.
- > Internal forwarding of time commands or night setbacks to all connected room thermostats
- > Integrated pump module
- > 2 to 8 heating circuits -> max. 6 room thermostats
- > 9 to 12 heating circuits -> max. 8 room thermostats
- > Including pre-wiring



EGO-actuators + terminal strip 230 V, incl. pre-wiring

Suitable for:	HEATING INTERFACE UNITS												
Version with heating circuit distributor:	2Hcd	3Hcd	4Hcd	5Hcd	6Hcd	7Hcd	8Hcd	9Hcd	10Hcd	11Hcd	12Hcd ¹⁾		
Version for max. room thermostats:	6 ×						8 ×						
Part number:	5100-51751	5100-51752	5100-51753	5100-51754	5100-51755	5100-51756	5100-51757	5100-51758	5100-51759	5100-51760	5100-51761		

1) Only for WS-Hybrid

Thermal actuators + terminal strip 230V



Two-point actuator for connection to room thermostats with two-point output for underfloor heating. The RE-OPEN function enables a reversible manual "open" setting. The actuator is equipped with a position indicator (automatic / open manual).

- > Normally closed
- > Can be used for temperature and / or time-based two-point control
- > Installation on manifolds with thermostatic valve inserts
- > M30 × 1.52 to 8 heating circuits -> max. 6 room thermostats
- > 9 to 12 heating circuits -> max. 8 room thermostats
- > Including pre-wiring



Thermal actuators + terminal strip 230 V, incl. pre-wiring

Suitable for:	HEATING INTERFACE UNITS												
Version with heating circuit distributor:	2Hcd	3Hcd	4Hcd	5Hcd	6Hcd	7Hcd	8Hcd	9Hcd	10Hcd	11Hcd	12Hcd ¹⁾		
Version for max. room thermostats:	6 ×						8 ×						
Part number:	5100-51740	5100-51741	5100-51742	5100-51743	5100-51744	5100-51745	5100-51746	5100-51747	5100-51748	5100-51749	5100-51750		

1) Only for WS-Hybrid

Clock thermostat



The clock thermostat with versatile setting options is designed for surface / wall mounting.

- > For controlling the heating 230 V with display
- > Simple operation with direct selection buttons for "On/Off"
- > Operating mode and information call-up to display all settings
- > Automatic summer / winter time changeover: adjustable
- > ECO function, ECO value adjustable: 5 - 29 °C
- > Holiday settings: Energy saving during longer absences and timely heating to the desired temperature at the time of return
- > Load setting: for improved control
- > Pilot function: for lowering the temperature of other controllers
- > Dimensions (H × W): 110.7 × 110 mm



Surface-mounted clock thermostat

Suitable for:	HEATING INTERFACE UNITS
Part number:	5100-51776

Plate heat exchanger

The thermal length of the plate heat exchanger guarantees rapid cooling and a low return temperature. The technical application limit values in water for heating and sanitation must be observed. A stainless steel soldered (VA) plate heat exchanger is required for water with a conductivity of 500 mS/cm or more.

The Conbraze plate heat exchanger increases the flow rate of the WS-Smart to up to 25 l/min.

Accessories for Heat Interface Units

Room thermostat



The thermostat with weekly programme is designed for installation in a standard flush-mounted box Ø min. 55 mm. The sensor measures the room temperature and switches on the actuator / electric heating (max. 16A) if the temperature falls below the setpoint temperature.

- > Internal sensor Control range 5 - 35 °C
- > Temperature calibration +5 to -5 °C
- > Adjustable time period
- > Frost protection function "On" or "Off"
- > Dimensions (H × W): 85 × 85 mm



Flush-mounted room thermostat

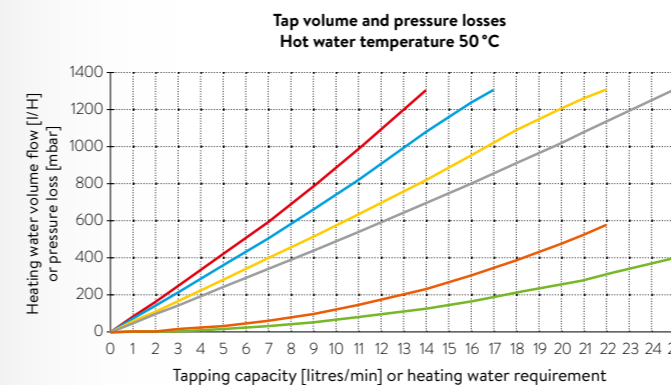
Suitable for:	HEATING INTERFACE UNITS
Part number:	5100-51775



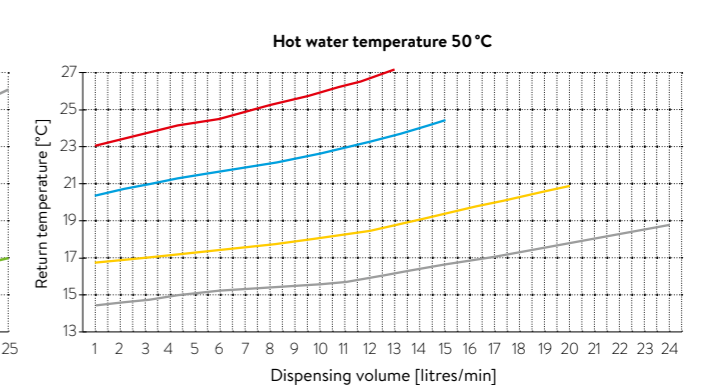
Plate heat exchanger surcharge

Suitable for:	HEATING INTERFACE UNITS		
Plate heat exchanger:	stainless steel soldered	copper soldered Conbraze*	stainless steel soldered Conbraze*
Part number:	5100-51771	5100-51779	5100-51772

* For up to 25 l/min (mixed water volume when using WS-Hybrid)

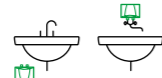


- Flow temperature = 53 °C
- Flow temperature = 55 °C
- Flow temperature = 60 °C
- Flow temperature = 65 °C
- Pressure loss heating [mbar] without water meter
- Pressure loss drinking water [mbar] without water meter



- Flow temperature = 53 °C
- Flow temperature = 55 °C
- Flow temperature = 60 °C
- Flow temperature = 65 °C

E-mini instant water heater



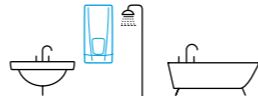
Type	Part number	EAN	UPP	PU	Page
M-SERIES					
MCX 3	1500-15003	401043615003 9	100/20	10	26
MCX 4	1500-15004	401043615004 6	100/20	10	26
MCX 6	1500-15006	401043615006 0	100/20	10	26
MCX 7	1500-15007	401043615007 7	100/20	10	26
MCX Blue	1500-15133	401043615133 3	30/6	7	28
MBX 3 Lumino	1500-15113	401043615113 5	30/6	7	29
MBX 7 Lumino	1500-15117	401043615117 3	30/6	7	29
MBH 3	1500-16003	401043616003 8	100/20	10	30
MBH 4	1500-16004	401043616004 5	100/20	10	30
MBH 6	1500-16006	401043616006 9	100/20	10	30
MBH 7	1500-16007	401043616007 6	100/20	10	30
M 3	1500-17003	401043617003 7	100/20	10	30
M 4	1500-17004	401043617004 4	100/20	10	30
M 6	1500-17006	401043617006 8	100/20	10	30
M 7	1500-17007	401043617007 5	100/20	10	30
M 3-O	1500-17113	401043617113 3	100/20	10	30
M 4-O	1500-17114	401043617114 0	100/20	10	30
M 6-O	1500-17116	401043617116 4	100/20	10	30
M 7-O	1500-17117	401043617117 1	100/20	10	30
SETS					
M 3 / END	1500-17243	401043617243 7	100/20	8	31
M 3 / SNM	1500-17203	401043617203 1	100/20	10	31
MBX 4 Shower	1500-15314	401043615314 6	50/5	6	32
MBX 6 Shower	1500-15316	401043615316 0	50/5	6	32
MBX 7 Shower	1500-15317	401043615317 7	50/5	6	32
M 3 / SMB	1500-17103	401043617103 4	100/20	10	32
M 4 / SMB	1500-17104	401043617104 1	100/20	10	32
M 7 / SMB	1500-17107	401043617107 2	100/20	10	32

E-compact instant water heater



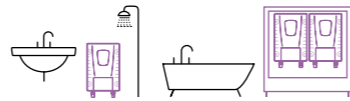
Type	Part number	EAN	UPP	PU	Page
C-SERIES					
CFX-U	2400-26513	401043626513 9	80/10	8	42
CEX-U	2400-26413	401043626413 2	80/10	8	44
CEX 7-U	2400-26424	401043626424 8	80/10	8	44
CEX 9-U (Export)	2400-26449	401043626449 1	80/10	8	44
CDX 11-U	2400-26613	401043626613 6	80/10	8	44
CDX 7-U	2400-26607	401043626607 5	80/10	8	44
CEX	2400-26433	401043626433 0	80/10	8	45
CEX 9 (Export)	2400-26439	401043626439 2	80/10	8	45
CEX 9 Plus (Export)	2400-26470	401043626470 5	80/10	8	45
CEX / CSO	2400-26490	401043626490 3		4	46
CEX-U / EAK	2400-26391	401043626391 3	80/10	8	47

E-comfort instant water heater



Type	Part number	EAN	UPP	PU	Page
D-SERIES					
DSX Touch ○	3200-36600	401043636600 3	36/9	4	56
DSX Touch ●	3200-36602	401043636602 7	36/9	4	56
DEX Next S	3200-36450	401043636450 4	36/9	4	58
DEX Next	3200-36400	401043636400 9	36/9	5	59
DEX 18 Next	3200-36418	401043636418 4	36/9	5	59
DEX 12 Next	3200-36412	401043636412 2	36/9	5	59
DCX Next L	3200-36451	401043636451 1	36/9	5	60
DCX 13 Next L	3200-36453	401043636453 5	36/9	5	60
DCX 12 Next L	3200-36452	401043636452 8	36/9	5	60
DCX Next	3200-36300	401043636300 2	36/9	5	60
DCX 13 Next	3200-36313	401043636313 2	36/9	5	61
DLX 18 Next	3200-36218	401043636218 0	36/9	5	61
DLX 21 Next	3200-36221	401043636221 0	36/9	5	61
DLX 24 Next	3200-36224	401043636224 1	36/9	5	61
DBX 18 Next	3200-36118	401043634118 3	36/9	5	61
DBX 21 Next	3200-36121	401043636121 3	36/9	5	61
DBX 24 Next	3200-36124	401043636124 4	36/9	5	61

E-module instant water heater



Type	Part number	EAN	UPP	PU	Page
I-SERIES					
ISX	3200-36700	401043636700 0	36/9	4	70
ISX 12	3200-36712	401043636712 3	36/9	4	70
ISX 13	3200-36713	401043636713 0	36/9	4	70
ISX Twin with surface-mounted cabinet	3200-37133	401043637133 5		1	72
ISX Twin with flush-mounted cabinet	3200-37134	401043637134 2		1	72

Electric storage water heater



Type	Part number	EAN	UPP	PU	Page
SMALL AND WALL-MOUNTED STORAGE WATER HEATERS					
S5-O	4100-41052	401043641052 2	40/8	5	78
S5-U	4100-42052	401043642052 1	40/8	5	78
S5-U / SNT	4100-42055	401043642055 2	25/5	2	78
S10-O	4100-41103	401043641103 1	25/5	2	79
S10-U	4100-42103	401043642103 0	25/5	2	79
S15-O	4100-41153	401043641153 6	25/5	2	79
S15-U	4100-42153	401043642153 5	25/5	2	79
S30 Smart	4100-41030	401043641030 0	12/4	1	80
S50	4100-43850	401043643850 2	16/4	1	80
S80	4100-43880	401043643880 9	12/4	1	80
S100	4100-43900	401043643900 4	8/4	1	80
SX 50	4100-43050	401043643050 6	12/4	1	81
SX 80	4100-43080	401043643080 3	8/4	1	81
SX 100	4100-43100	401043643100 8	8/4	1	81
SX 120	4100-43120	401043643120 6	4/4	1	81

PU = Packaging unit
UPP = Units per pallet / quantity per layer for mixed pallet

Taps



Type	Suitable for	Part number	EAN	PU	Page
TAPS FOR WASHBASINS					
EWT		1100-04420	401043604420 8	10	86
END		1100-04410	401043604410 9	10	86
SNM		1100-04200	401043604200 6	10	86
SNT		4100-02100	401043602100 1	10	86
SENSOR TAPS FOR WASHBASINS					
AEB		1100-04250	401043604250 1	10	87
AEN		1100-04255	401043604255 6	10	87
AEB-C		1100-04260	401043604260 0	10	87
AEN-C		1100-04265	401043604265 5	10	87
TAPS FOR KITCHEN SINKS					
EKE		1100-04235	401043604235 8	5	88
EAK		1100-04430	401043604430 7	10	88
EKM		1100-04223	401043604223 5	10	89
EKA		1100-04230	401043604230 3	10	89
WALL-MOUNTED TAPS FOR SINKS					
CSO		1100-04165	401043604165 8	10	90
SSO		4100-01250	401043601250 4	10	90
SNO		4100-0110	401043640110 0	10	90
SMB / LS		1100-04100	401043604100 9	10	90
SME		1100-04150	401043604150 4	10	90
LS 12		0010-0052	401043600520 9	10	90
LS 20		0010-0054	401043600540 9	10	90
LS 30		0010-0055	401043600550 6	10	90
TAPS FOR SHOWER APPLICATIONS					
CXH		0300-0086	401043600860 6	10	91
CXK		0300-00880	401043600880 4	10	91
AERATORS					
CSP 3		0010-00421	401043600421 9	10	92
CSP 6		0010-00461	401043600461 5	10	92
CSP 3a		0010-0043	401043600430 1	10	92
CSP 6a		0010-0047	401043600470 7	10	92
CSP 3i		0010-0042	401043600420 2	10	92
CSP 6i		0010-0046	401043600460 8	10	92
CSS		0010-00504	401043600504 9	10	92
CSSi		89125	401043689125 3	10	92
Aerator set		9100-92150	401043692950 5	12	93

PU = Packaging unit
UPP = Units per pallet / quantity per layer for mixed pallet

Accessories

Type	Suitable for	Part number	EAN	PU	Page
ACCESSORIES FOR TAPS					
BBW		89516	401043689516 9	1	88
SNG		89484	401043689484 1	1	88
CXKA		0300-00890	401043600890 3	10	91
WARM AIR HAND DRYER					
WHT		7000-70300	401043670300 6	6	92
REMOTE CONTROLS					
FXS Next (C)		3200-34024	401043634024 9	10	94
FXS Next (M, D)		3200-34025	401043634025 6	10	94
FXS 3 (C)		3200-34027	401043634027 0	10	94
FXS 3 (M, D)		3200-34020	401043634020 1	10	94
FX Next		3200-34023	401043634023 2	10	94
FX 3		3200-34021	401043634021 8	10	94
FXE 3 (C)		3200-34026	401043634026 3	10	95
FXE 3 (D, M)		3200-34022	401043634022 5	10	95
FX		2400-26090	401043626090 5	10	95
ACCESSORIES FOR E-INSTANTANEOUS WATER HEATERS					
FVS		89620	401043689620 3	10	95
T-piece		89610	401043689610 4	10	95
LAB		82260	401043682260 8	10	95
RDX 3		3200-36100	401043636100 8	6	96
Flush-mounted cabinet DSX Touch		3200-36038	401043636038 4	1	96
Flush-mounted cabinet ISX		3200-36039	401043636039 1	1	96
UDX		3200-34110	401043634110 9	10	96
VDX		3200-34120	401043634120 8	10	96
ACCESSORIES FOR ELECTRIC STORAGE WATER HEATERS					
CSS		0010-00504	401043600504 9	10	92
CSSi		89125	401043689125 3	10	92
SGU		4100-0013	401043640013 4	10	97
SGUT		4100			



Heat Interface Units

Type	Part number	EAN	UPP	PU	Page
WS-HYBRID 13 KW IN SURFACE-MOUNTED CABINET					
Heating circuit distributors 2 er	5100-51712	401043651712 2	4	1	104
Heating circuit distributors 3 er	5100-51713	401043651713 9	4	1	104
Heating circuit distributors 4 er	5100-51714	401043651714 6	4	1	104
Heating circuit distributors 5 er	5100-51715	401043651715 3	4	1	104
Heating circuit distributors 6 er	5100-51716	401043651716 0	4	1	104
Heating circuit distributors 7 er	5100-51717	401043651717 7	4	1	104
Heating circuit distributors 8 er	5100-51718	401043651718 4	4	1	104
Heating circuit distributors 9 er	5100-51719	401043651719 1	4	1	104
Heating circuit distributors 10 er	5100-51720	401043651720 7	4	1	104
Heating circuit distributors 11 er	5100-51721	401043651721 4	4	1	104
Heating circuit distributors 12 er	5100-51722	401043651722 1	4	1	104
WS-HYBRID 13 KW IN FLUSH-MOUNTED CABINET					
Heating circuit distributors 2 er	5100-51690	401043651690 3	4	1	104
Heating circuit distributors 3 er	5100-51691	401043651691 0	4	1	104
Heating circuit distributors 4 er	5100-51692	401043651692 7	4	1	104
Heating circuit distributors 5 er	5100-51693	401043651693 4	4	1	104
Heating circuit distributors 6 er	5100-51694	401043651694 1	4	1	104
Heating circuit distributors 7 er	5100-51695	401043651695 8	4	1	104
Heating circuit distributors 8 er	5100-51696	401043651696 5	4	1	104
Heating circuit distributors 9 er	5100-51697	401043651697 2	4	1	104
Heating circuit distributors 10 er	5100-51698	401043651698 9	4	1	104
Heating circuit distributors 11 er	5100-51699	401043651699 6	4	1	104
Heating circuit distributors 12 er	5100-51700	401043651700 9	4	1	104
WS-HYBRID 21 KW IN SURFACE-MOUNTED CABINET					
Heating circuit distributors 2 er	5100-51723	401043651723 8	4	1	104
Heating circuit distributors 3 er	5100-51724	401043651724 5	4	1	104
Heating circuit distributors 4 er	5100-51725	401043651725 2	4	1	104
Heating circuit distributors 5 er	5100-51726	401043651726 9	4	1	104
Heating circuit distributors 6 er	5100-51727	401043651727 6	4	1	104
Heating circuit distributors 7 er	5100-51728	401043651728 3	4	1	104
Heating circuit distributors 8 er	5100-51729	401043651729 0	4	1	104
Heating circuit distributors 9 er	5100-51730	401043651730 6	4	1	104
Heating circuit distributors 10 er	5100-51731	401043651731 3	4	1	104
Heating circuit distributors 11 er	5100-51732	401043651732 0	4	1	104
Heating circuit distributors 12 er	5100-51733	401043651733 7	4	1	104
WS-HYBRID 21 KW IN FLUSH-MOUNTED CABINET					
Heating circuit distributors 2 er	5100-51701	401043651701 6	4	1	104
Heating circuit distributors 3 er	5100-51702	401043651702 3	4	1	104
Heating circuit distributors 4 er	5100-51703	401043651703 0	4	1	104
Heating circuit distributors 5 er	5100-51704	401043651704 7	4	1	104
Heating circuit distributors 6 er	5100-51705	401043651705 4	4	1	104
Heating circuit distributors 7 er	5100-51706	401043651706 1	4	1	104
Heating circuit distributors 8 er	5100-51707	401043651707 8	4	1	104
Heating circuit distributors 9 er	5100-51708	401043651708 5	4	1	104
Heating circuit distributors 10 er	5100-51709	401043651709 2	4	1	104
Heating circuit distributors 11 er	5100-51710	401043651710 8	4	1	104
Heating circuit distributors 12 er	5100-51711	401043651711 5	4	1	104

Type	Part number	EAN	UPP	PU	Page
WS-SMART IN SURFACE-MOUNTED CABINET					
Without heating circuit distributor with high temp. outlet	5100-51608	401043651608 8	4	1	106
Heating circuit distributors 2 er	5100-51620	401043651620 0	4	1	106
Heating circuit distributors 3 er	5100-51621	401043651621 7	4	1	106
Heating circuit distributors 4 er	5100-51622	401043651622 4	4	1	106
Heating circuit distributors 5 er	5100-51623	401043651623 1	4	1	106
Heating circuit distributors 6 er	5100-51624	401043651624 8	4	1	106
Heating circuit distributors 7 er	5100-51625	401043651625 5	4	1	106
Heating circuit distributors 8 er	5100-51626	401043651626 2	4	1	106
Heating circuit distributors 9 er	5100-51627	401043651627 9	4	1	106
Heating circuit distributors 10 er	5100-51628	401043651628 6	4	1	106
Heating circuit distributors 11 er	5100-51629	401043651629 3	4	1	106
WS-SMART IN FLUSH-MOUNTED CABINET					
Without heating circuit distributor with high temp. outlet	5100-51609	401043651609 5	4	1	106
Heating circuit distributors 2 er	5100-51610	401043651610 1	4	1	106
Heating circuit distributors 3 er	5100-51611	401043651611 8	4	1	106
Heating circuit distributors 4 er	5100-51612	401043651612 5	4	1	106
Heating circuit distributors 5 er	5100-51613	401043651613 2	4	1	106
Heating circuit distributors 6 er	5100-51614	401043651614 9	4	1	106
Heating circuit distributors 7 er	5100-51615	401043651615 6	4	1	106
Heating circuit distributors 8 er	5100-51616	401043651616 3	4	1	106
Heating circuit distributors 9 er	5100-51617	401043651617 0	4	1	106
Heating circuit distributors 10 er	5100-51618	401043651618 7	4	1	106
Heating circuit distributors 11 er	5100-51619	401043651619 4	4	1	106
WS-SMART WITH 2ND HEATING CIRCUIT CONNECTION IN SURFACE-M. CABINET					
Heating circuit distributors 2 er	5100-51640	401043651640 8	4	1	106
Heating circuit distributors 3 er	5100-51641	401043651641 5	4	1	106
Heating circuit distributors 4 er	5100-51642	401043651642 2	4	1	106
Heating circuit distributors 5 er	5100-51643	401043651643 9	4	1	106
Heating circuit distributors 6 er	5100-51644	401043651644 6	4	1	106
Heating circuit distributors 7 er	5100-51645	401043651645 3	4	1	106
Heating circuit distributors 8 er	5100-51646	401043651646 0	4	1	106
Heating circuit distributors 9 er	5100-51647	401043651647 7	4	1	106
Heating circuit distributors 10 er	5100-51648	401043651648 4	4	1	106
Heating circuit distributors 11 er	5100-51649	401043651649 1	4	1	106
WS-SMART WITH 2ND HEATING CIRCUIT CONNECTION IN FLUSH-M. CABINET					
Heating circuit distributors 2 er	5100-51630	401043651630 9	4	1	106
Heating circuit distributors 3 er	5100-51631	401043651631 6	4	1	106
Heating circuit distributors 4 er	5100-51632	401043651632 3	4	1	106
Heating circuit distributors 5 er	5100-51633	401043651633 0	4	1	106
Heating circuit distributors 6 er	5100-51634	401043651634 7	4	1	106
Heating circuit distributors 7 er	5100-51635	401043651635 4	4	1	106
Heating circuit distributors 8 er	5100-51636	401043651636 1	4	1	106
Heating circuit distributors 9 er	5100-51637	401043651637 8	4	1	106
Heating circuit distributors 10 er	5100-51638	401043651638 5	4	1	106
Heating circuit distributors 11 er	5100-51639	401043651639 2	4	1	106

E-MINI INSTANT WATER HEATER
E-COMPACT INSTANT WATER HEATER
E-COMFORT INSTANT WATER HEATER
E-MODULE INSTANT WATER HEATER
ELECTRIC STORAGE WATER HEATER
TAPS AND ACCESSORIES
HEAT INTERFACE UNITS

Heat Interface Units



Type	Part number	EAN	UPP	PU	Page
WS-HYBRID 13 KW TWWB IN SURFACE-MOUNTED CABINET					
Copper soldered plate heat exchanger	5100-51602	401043651602 6	4	1	108
Stainless steel soldered plate heat exchanger	5100-51603	401043651603 3	4	1	108
WS-HYBRID 13 KW TWWB IN FLUSH-MOUNTED CABINET					
Copper soldered plate heat exchanger	5100-51600	401043651600 2	4	1	108
Stainless steel soldered plate heat exchanger	5100-51601	401043651601 9	4	1	108
WS-HYBRID 21 KW TWWB IN SURFACE-MOUNTED CABINET					
Copper soldered plate heat exchanger	5100-51606	401043651606 4	4	1	108
Stainless steel soldered plate heat exchanger	5100-51607	401043651607 1	4	1	108
WS-HYBRID 21 KW TWWB IN FLUSH-MOUNTED CABINET					
Copper soldered plate heat exchanger	5100-51604	401043651604 0	4	1	108
Stainless steel soldered plate heat exchanger	5100-51605	401043651605 7	4	1	108
WS-SMART-TWWB IN SURFACE-MOUNTED CABINET					
Copper soldered plate heat exchanger	5100-51736	401043651736 8	4	1	109
Stainless steel soldered plate heat exchanger	5100-51737	401043651737 5	4	1	109
WS-SMART-TWWB IN FLUSH-MOUNTED CABINET					
Copper soldered plate heat exchanger	5100-51734	401043651734 4	4	1	109
Stainless steel soldered plate heat exchanger	5100-51735	401043651735 1	4	1	109

Accessories* Heat Interface Units

Type	Part number	EAN	UPP	PU	Page
EGO-ACTUATORS + TERMINAL STRIP INKL. INCL. PRE-WIRING*					
Heating circuit distributors 2 er	5100-51751	401043651751 1		1	110
Heating circuit distributors 3 er	5100-51752	401043651752 8		1	110
Heating circuit distributors 4 er	5100-51753	401043651753 5		1	110
Heating circuit distributors 5 er	5100-51754	401043651754 2		1	110
Heating circuit distributors 6 er	5100-51755	401043651755 9		1	110
Heating circuit distributors 7 er	5100-51756	401043651756 6		1	110
Heating circuit distributors 8 er	5100-51757	401043651757 3		1	110
Heating circuit distributors 9 er	5100-51758	401043651758 0		1	110
Heating circuit distributors 10 er	5100-51759	401043651759 7		1	110
Heating circuit distributors 11 er	5100-51760	401043651760 3		1	110
Heating circuit distributors 12 er ¹⁾	5100-51761	401043651761 0		1	110
THERMAL ACTUATORS + TERMINAL STRIP INCL. PRE-WIRING*					
Heating circuit distributors 2 er	5100-51740	401043651740 5		1	110
Heating circuit distributors 3 er	5100-51741	401043651741 2		1	110
Heating circuit distributors 4 er	5100-51742	401043651742 9		1	110
Heating circuit distributors 5 er	5100-51743	401043651743 6		1	110
Heating circuit distributors 6 er	5100-51744	401043651744 3		1	110
Heating circuit distributors 7 er	5100-51745	401043651745 0		1	110
Heating circuit distributors 8 er	5100-51746	401043651746 7		1	110
Heating circuit distributors 9 er	5100-51747	401043651747 4		1	110
Heating circuit distributors 10 er	5100-51748	401043651748 1		1	110
Heating circuit distributors 11 er	5100-51749	401043651749 8		1	110
Heating circuit distributors 12 er ¹⁾	5100-51750	401043651750 4		1	110
ACCESSORIES					
FX remote control	2400-26090	401043626090 5		10	95
Surface-mounted clock thermostat	5100-51776	401043651776 4		1	111
Plate heat exchanger surcharge	5100-51775	401043651775 7		1	111
Surcharge stainless steel soldered plate heat exchanger*	5100-51771	401043651771 9		1	111
Surcharge copper soldered plate heat exchanger Conbraze*	5100-51779	401043651779 5		1	111
Surcharge stainless steel soldered plate heat exchanger Conbraze*	5100-51772	401043651772 6		1	111

* Supplied built-in 1) Only for WS-Hybrid

Regional sales advisors

Our regional sales consultants will be happy to assist you personally. Please ask for our support if required.



Direct dialling

Customer service	+49 4131 89 01- 400
Customer service E-Mail	service@clage.de
Order acceptance	+49 4131 89 01- 830
Order acceptance E-Mail	export@clage.de
Application and technical advice	+49 4131 89 01- 818
Object consulting	+49 4131 89 01- 821
Specialist planning advice	+49 4131 89 01- 824

Sales advice

North	+49 4131 89 01- 840
Centre-North	+49 4131 89 01- 845
East	+49 4131 89 01- 855
Berlin	+49 4131 89 01- 850
South (Bavaria)	+49 4131 89 01- 860
South (Baden-W.)	+49 4131 89 01- 865
West	+49 4131 89 01- 870
Centre-South	+49 4131 89 01- 875
Switzerland	+49 4131 89 01- 827
Austria	+49 4131 89 01- 828
Export general	+49 4131 89 01- 888
Export France	+49 4131 89 01- 890

I. General

- These terms and conditions of sale and delivery (hereinafter "T&Cs") shall apply exclusively to all our business relations with our customers. These T&Cs shall only apply if the customer is an entrepreneur within the meaning of Sect. 14 of the German Civil Code (BGB), a legal entity under public law or a special fund under public law. We do not accept the customer's own terms and conditions if different or contrary to our T&Cs. These T&Cs shall apply even if we execute delivery to the customer without reservation in the knowledge of the customer's terms and conditions that are different or contrary to our terms and conditions.
- Individual agreements made with the customer in specific situations shall always take precedence over these T&Cs. The content of such agreements shall be governed by a contract in writing or text form.
- All quotations issued by us are subject to change and non-binding. This shall also apply if we have provided the customer with catalogues, technical documentation (e.g. drawings, plans, calculations, references to DIN standards), other product descriptions or documents – including in electronic form. A contractual relationship shall only come into force when it has been confirmed by us in writing or the goods are delivered. If an order addressed to us is sent by email and that email is confirmed as received, such confirmation shall not constitute confirmation of the order.
- Legally relevant declarations and notifications by the customer with regard to the contract (e.g. the setting of deadlines, notification of defects, rescission or reduction) must be made in writing or text form (e.g. letter, email, fax). Legal form requirements and further supporting documents, in particular in the case of doubts about the legitimacy of the person making the declaration, shall remain unaffected.
- We reserve the copyright to catalogues, technical documentation (e.g. drawings, plans, calculations, references to DIN standards), other product descriptions and documents. If an order is not placed, the drawings and other documents enclosed with quotations and prepared by us shall be returned immediately upon request.

II. Prices

- Unless agreed otherwise, our prices are quoted ex works/warehouse including standard packaging and in euros. Any customs duties, fees, taxes and other public charges shall be paid by the customer. Statutory value-added tax is not included in our prices; this will be shown separately on the invoice at the statutory rate on the day of invoicing.
- The prices quoted in order confirmations apply solely to the dimensions and versions specified therein. We shall be entitled to charge appropriate higher prices for divergences from the original order, any changes in version or additional products/services ordered by the customer and implemented.

III. Payments

- Payments shall be made in accordance with the agreed terms of payment. Payments shall be deemed to have been made, and the debt deemed to be discharged, on the date on which the sum is at our disposal and shall be set off against the oldest debt due. They shall be set off against costs, interest and the principal outstanding, in that order.
- Invoices shall be payable within thirty (30) days of the invoice date, unless otherwise agreed.
- If payments are in arrears, we shall be entitled to charge default interest at the statutory rate. The right to claim further damages is reserved.
- The customer shall only be entitled to set off payments against counterclaims which have been legally established by a court of law, which are undisputed or which have been accepted by us at least in text form. Moreover, the customer may only withhold payments if the counterclaim is based on the same contractual relationship.

IV. Delivery / shipment

- Our quoted time for delivery shall not start until the customer has correctly fulfilled its obligations in a timely manner. The right to plead non-performance of the contract is reserved.
- If we are unable to meet binding delivery deadlines for reasons for which we are not responsible (non-availability of the product/service), we shall inform the customer without delay and, at the same time, notify the customer of the expected new delivery deadline. If the product/service is still not available within the new delivery period, we shall be entitled to withdraw from the contract in whole or in part; we shall immediately refund any consideration already made by the customer.
- Delivery is ex warehouse. If the goods are dispatched at the customer's request, the risk of accidental loss or deterioration of the goods shall pass to the customer upon dispatch to the customer by the stipulated delivery date and, at the latest, upon leaving the factory or warehouse. This shall apply irrespective of whether the goods are shipped from the place of performance and irrespective of who bears the shipping costs. If dispatch is delayed by actions or declarations by the customer, the risk shall pass to the customer as from the date on which the goods are ready for shipment.
- If the customer is in default of acceptance or culpably violates other duties to cooperate, we shall be entitled to demand compensation for the loss thereby suffered, including any extra expense incurred. The right to assert other claims and rights is reserved.

V. Retention of title

- We retain ownership of the goods until receipt of all payments arising from the business relationship with the customer.
- In the event of breach of contract by the customer, particularly if payments are in arrears, we shall be entitled to rescind the contract and reclaim the goods after setting an appropriate period of grace. After taking back the purchased goods, we shall be entitled to dispose of the goods, and the proceeds from such disposal shall be offset against our claims against the customer.
- In the event of seizures or other interventions by third parties, the customer shall notify us immediately in writing or in text form. If, after conclusion of the contract, it becomes apparent (e.g. due to the customer filing for insolvency proceedings) that our claim to the purchase price is jeopardised by the customer's inability to pay, we shall be entitled to refuse performance in accordance with the statutory provisions and – after setting a deadline where applicable – to withdraw from the contract (Sect. 321 BGB). In the case of contracts for the manufacture of unjustifiable items (custom-made products), we may declare withdrawal immediately; the legal regulations on the expediency of setting a deadline shall remain unaffected.
- The customer is entitled to resell the goods in the ordinary course of business; however, the customer herewith assigns its future claims (including value-added tax at the rate in force) arising from resale against third parties to us in the amount of the invoice value of the goods. The customer shall remain entitled to collect the claims, but if the customer fails to meet its payment obligations, falls into arrears of payment or if an application for commencement of composition or insolvency proceedings is made, the customer shall provide us with the name of its customer(s) and the third party/parties and the invoice details of the goods sold.
- Processing or conversion of the goods by the customer shall always be undertaken on our behalf. If the goods are processed or mixed with other objects, we shall acquire joint ownership of the new thing in proportion of the value of the goods to the other processed or mixed objects at the time of processing.
- The customer shall also assign to us as security for the claims against them the claims arising against a third party from combination of the goods with a property. We accept this assignment.

VI. Warranty/claims for defects

- Unless otherwise stipulated below, the statutory provisions shall apply in respect of the customer's rights with regard to material defects and defects of title (including incorrect and incomplete delivery, incorrect assembly/installation/provision and erroneous instructions). In all cases, the special statutory provisions on the reimbursement of expenses upon final delivery of the newly manufactured goods to a consumer (recourse against suppliers pursuant to Sect. 478, 445a, 445b, 445c, 327 [5] and 327u BGB) remain unprejudiced insofar as no equivalent settlement has been agreed upon.
- Any warranty and recourse rights of the customer are contingent upon the customer having properly fulfilled the obligations incumbent upon them pursuant to Section 377 of the German Commercial Code (HGB) to inspect the goods and notify any defects.
- The usual minor technical deviations in design or workmanship (e.g. quality, colour, size) of the goods shall not constitute a defect, insofar as they do not significantly impair either the functionality or the value of the goods and shall not confer any warranty rights.
- In respect of goods with digital elements or other digital content, we are only obligated to provide and, where applicable, update such digital content if we are explicitly required to do so in a quality agreement pursuant to Paragraph 2, and then for no more than 5 years. We accept no liability for public statements made by the manufacturer or other third parties.
- If, at the time of passing of risk, the goods are defective, we may choose whether to provide subsequent performance by remedying the defect (rectification) or by delivering a defect-free item (replacement). We are entitled to make the subsequent performance owed dependent on the customer paying the purchase price due. The customer shall be entitled to retain an appropriate portion of the purchase price in relation to the defect.
- In the event of subsequent performance, we shall bear all expenses necessary for the purpose of remedying the defect in accordance with the statutory provisions, unless such expenses are increased by the fact that the goods have been taken to a place other than the place of performance.
- The customer shall grant us the time and opportunity required to carry out the subsequent performance owed, in particular by handing over the disputed goods for inspection purposes. This is without prejudice to our rights to refuse subsequent performance under statutory conditions.
- The warranty shall not include such defects or damage attributable to incorrect handling, use or installation of the goods by the customer or other third parties. In addition, warranty claims shall be excluded in the case of goods on which work has been undertaken by third parties without our consent.
- Liability cannot be accepted for any damage or losses due to the build-up of scale or chemical or electrochemical action, or to the use of supplementary, replacement or accessory parts and fittings which have not been specially adapted to our goods; this also applies to damage or losses due to non-compliance with the installation and operating instructions.
- If the customer has received goods and satisfies warranty claims, based on its own customer's warranty right, arising from a defect in the goods that was present at the time of passing of risk, the customer shall be entitled to demand compensation only for the foreseeable expenses typically necessary for that purpose.
- The statutory warranty periods shall otherwise apply. A period of limitation of one (1) year shall apply in the case of commercial, craft and industrial enterprises or activities of a similar or comparable nature (e.g. self-employed or freelance work).
- Claims of the customer for compensation or reimbursement of futile expenses shall, even in the event of defects, only be valid pursuant to Sect. VII and are otherwise excluded.

VII. Other liability

- Unless otherwise stipulated in these T&Cs, including the following provisions, we shall be liable pursuant to the statutory provisions in the event of a breach of contractual and non-contractual obligations.
- We shall be liable to pay compensation, under liability for fault, in the event of wrongful intent and gross negligence. In the event of minor negligence, we shall only be liable, subject to statutory provisions,
 - for damage or losses arising from loss of life, physical injury or damage to health,
 - for damage arising from the breach of a material contractual obligation; in this instance, however, our liability is limited to compensation for the foreseeable losses that typically occur.
- The liability limitation arising from Paragraph 2 does not apply if a defect has been fraudulently concealed, if a warranty for the quality of the goods has been accepted and in respect of customer claims pursuant to the German Product Liability Act.
- The customer may only rescind or terminate the contract due to a breach of contract not constituting a defect if we are responsible for the breach of contract. An unrestricted right of termination on the part of the customer (e.g. pursuant to Sect. 650, 648 BGB) is excluded. Otherwise, the statutory requirements and legal consequences shall apply.

VIII. Taking back and disposal

- Consumers may dispose of goods produced by us that come under the German Act on the Marketing, Taking Back and Environmentally Sound Disposal of Electrical and Electronic Equipment (ElektroG) by taking them to a municipal collection point. This is a free service.
- Customers reselling our goods for payment or without payment to external third parties carrying on a commercial, craft or industrial enterprise or other similar or comparable activities shall give us an undertaking that they will meet the cost of correct disposal in accordance with the aforementioned Act.
- Our claims for the meeting of costs and any consequential claims shall become due as soon as we are notified by the customer or a third party (e.g. authority) of the disposal costs actually incurred.

IX. Jurisdiction/applicable law/VSBG/GDPR

- Unless otherwise agreed, the place of performance and exclusive place of jurisdiction for all disputes arising from this contract shall be our headquarters (Lüneburg).
- The laws of the Federal Republic of Germany shall apply at all times. The UN Convention on the International Sale of Goods (CISG) is herewith explicitly excluded.
- We are unwilling and under no obligation to participate in any dispute resolution procedure before a consumer conciliation board.
- CLAGE and third parties acting on behalf of CLAGE are entitled to collect, use, transfer, store and otherwise process customer information that may be assigned to specific individuals ("personal data") for the purposes of the performance of contractually agreed services, quality and risk management and/or invoicing. We process personal data solely in accordance with applicable law, particularly in compliance with the GDPR and the Federal Data Protection Act, and refer to our privacy statement in accordance with Sect. 13 of the GDPR.
- If any of the provisions are or become invalid, whether in whole or in part, this shall not affect the validity of the remaining T&Cs.

Hot water guide for house construction

The hot water guide from CLAGE is aimed at architects, planners and private builders and is designed to help you make the right decision in good time with regard to the hot water supply hot water supply when building a house.



ISX brochure

All information about our ISX E-module instantaneous water heater with planning examples.



Zip boiling and water systems catalogue

Whether boiling, still chilled or bubbling: With Zip we always have the right water system for you.



www.clage.com

Here you will find our online product advice, product information, further material to download, installation videos, references and of course everything about our products and the company. **Follow us!**







CLAGE GmbH
Pirolweg 4
21337 Lüneburg
Germany

Phone: +49 4131 8901-0
export@clage.de
www.clage.com

Retailer's stamp



Technical modification reserved, errors and omissions excepted.
All trade names and trademarks are the property of their respective owners.
iOS is a registered trademark of Apple Inc.
Copyright information: Photos:: © CLAGE, © Lucian Milasan – stock.adobe.com (S.3)
Reprinting in part or in whole is only permitted with the consent of the publisher.

9100-92563 10.24 BA.15

